

Published on Resources Disclosure Log  
RTI Act 2009



**TABLE: Production and employment details for mines supplying to Queensland owned coal fired power stations**

MINE	OWNER	OUTPUT 2020 (millions of tonnes per annum - Mtpa) <sup>1</sup>			EMPLOYMENT 2020 <sup>1</sup>	EXPORTS? <sup>2</sup>	AMOUNT EXPORTED IN 2020 (Mtpa) <sup>2</sup>
		Thermal	Metallurgical <sup>3</sup>	Total			
Curragh <sup>4</sup>	Coronado Global Resources	3.43	8.25	11.68	1,795	YES	8.25
Callide <sup>5</sup>	Bachfire	10.26	0.00	10.26	742	YES	2.90
Meandu	Stanwell	5.22	0.00	5.22	412	NO	0.00
Commodore	InterGen	3.84	0.00	3.84	127	NO	0.00
Kogan Creek	CS Energy	1.90	0.00	1.90	74	NO	0.00

PRODUCTION TOTALS <sup>6</sup>	Mtpa
Total production	32.90
Total thermal	24.65
Total Metallurgical	8.25
total export	11.15
Total domestic thermal	21.75

COAL INDUSTRY COMPARISON <sup>7</sup>	
% share of total Queensland thermal production	28.4%
% thermal of all production	10.3%
% share of metallurgical production	5.4%
% metallurgical share of all production	3.4%
% share of total production	13.7%

EMPLOYMENT TOTALS	
Total employment	3,150
Total domestically focused only	613

COMPARISON WITH TOTAL COAL EMPLOYMENT <sup>8</sup>	
% of DOR count of total coal employment	9%
total domestically focused employment as a % of DOR count of total employment	2%
% of ABS count of coal employment	11%
total domestically focused employment as a % of ABS count of coal employment	2%

**NOTES**

1. Obtained from Department of Resources (DOR) data
2. Obtained from AME database
3. Includes hard coking, semi-soft and PSI coals
4. DOR figures indicate that 3mt of thermal was produced in FY2020 for domestic consumption, while AME indicates that contractually this could be as high as 3.9mtpa
5. AME indicates that 2.9mt of thermal coal was exported in 2020.
6. Based on mine-by-mine production data, which is based on financial years. It is obtained through mines reporting data directly to DOR. This differs from overall coal production data, which is obtained on a quarterly basis and converts to calendar years. Also based on direct reports from mines. Differences are, however, minor.
7. comparison made on apples-for-apples basis with totals from mine specific data set
8. DOR and ABS figures differ. Total coal mining employment as measured by DOR (for purposes of resources safety and health levy) was 36, 311 at 31 December 2020. ABS count of coal jobs in Queensland (ABS Cat. No. 6291.0.55.003) was 29, 346 in November Quarter 2020. The direct apples-for-apples comparison is between DOR and DOR figures, however, a comparison of DOR and ABS figures is also included to demonstrate similar proportions.

Mine	ProdType	Sum of Volume	Sum of Volume (mtpa)	
TOTAL COAL		239,775,803	239.78	
Total Thermal		86,940,027	86.94	36%
Total Metallurgical		152,835,776	152.84	64%
Goonyella - Riverside	Metallurgical	17,104,902	17.10	
Rolleston	Thermal	14,594,027	14.59	
Peak Downs	Metallurgical	11,245,561	11.25	
Clermont Coal	Thermal	11,120,859	11.12	
Blackwater	Metallurgical	10,522,651	10.52	
Callide & Boundary Hill	Thermal	10,257,099	10.26	
Saraji	Metallurgical	9,927,353	9.93	
Caval Ridge	Metallurgical	8,676,346	8.68	
Curragh	Metallurgical	8,245,976	8.25	
Lake Vermont	Metallurgical	6,365,477	6.37	
Moranbah North	Metallurgical	6,270,721	6.27	
Dawson	Metallurgical	5,735,878	5.74	
Kestrel	Metallurgical	5,541,807	5.54	
Hail Creek	Metallurgical	5,441,586	5.44	
South Walker Creek	Metallurgical	5,414,752	5.41	
Meandu	Thermal	5,224,640	5.22	
Ensham OC	Thermal	5,011,684	5.01	
Oaky North	Metallurgical	4,986,770	4.99	
Daunia	Metallurgical	4,389,753	4.39	
German Creek - Grasstree	Metallurgical	4,299,648	4.30	
Poitrel	Metallurgical	4,112,251	4.11	
Jellinbah East	Metallurgical	4,111,077	4.11	
Commodore	Thermal	3,837,490	3.84	
Collinsville Opencut	Thermal	3,833,323	3.83	
German Creek - Lake Lindsay	Metallurgical	3,584,946	3.58	
Grosvenor	Metallurgical	3,461,741	3.46	
Curragh	Thermal	3,430,278	3.43	
Coppabella	Metallurgical	3,240,733	3.24	
Hail Creek	Thermal	3,014,628	3.01	
New Acland	Thermal	2,989,974	2.99	
Foxleigh	Metallurgical	2,790,713	2.79	
Byerwen Coal Mine	Metallurgical	2,564,999	2.56	
Blair Athol	Thermal	2,476,646	2.48	
Newlands	Thermal	2,397,218	2.40	
Isaac Plains	Metallurgical	2,348,866	2.35	
Yarrabee	Metallurgical	2,339,138	2.34	
Dawson	Thermal	2,253,505	2.25	
Carborough Downs	Metallurgical	2,213,664	2.21	
Drake Mine	Thermal	2,199,587	2.20	
Cameby Downs	Thermal	2,064,161	2.06	
Middlemount	Metallurgical	2,051,204	2.05	
Kogan Creek	Thermal	1,904,339	1.90	
Byerwen Coal Mine	Thermal	1,673,611	1.67	
Moorvale	Metallurgical	1,102,675	1.10	
Jax Mine	Thermal	1,080,900	1.08	
Kestrel	Thermal	1,070,304	1.07	
Gregory	Metallurgical	943,176	0.94	
Baralaba	Metallurgical	911,147	0.91	
Minerva	Thermal	883,397	0.88	
Jellinbah East	Thermal	826,570	0.83	
Bluff Mine	Metallurgical	811,058	0.81	
Yarrabee	Thermal	634,798	0.63	
German Creek - Lake Lindsay	Thermal	573,428	0.57	
Meteor Downs South	Thermal	570,141	0.57	
Blackwater	Thermal	566,532	0.57	
Sonoma Coal	Thermal	545,309	0.55	
Drake Mine	Metallurgical	512,864	0.51	
Moorvale	Thermal	510,340	0.51	
Jax Mine	Metallurgical	439,232	0.44	
Goonyella - Riverside	Thermal	424,266	0.42	
Lake Vermont	Thermal	424,179	0.42	
Millennium	Metallurgical	394,772	0.39	
Newlands	Metallurgical	389,155	0.39	
Jeebropilly	Thermal	276,559	0.28	
Cook	Metallurgical	210,750	0.21	
Sonoma Coal	Metallurgical	132,434	0.13	
Middlemount	Thermal	92,282	0.09	
Gregory	Thermal	65,537	0.07	
Isaac Plains	Thermal	41,160	0.04	
Baralaba	Thermal	39,720	0.04	
Cook	Thermal	31,536	0.03	
Newlands Eastern Creek	Thermal	0	0.00	
Newlands Wollombi	Metallurgical	0	0.00	
Newlands Wollombi	Thermal	0	0.00	

**TABLE: QUEENSLAND GOVERNMENT OWNED COAL-FIRED POWER STATIONS AND THEIR COAL SOURCES**

POWER STATION	OWNER	FUEL SOURCE	DETAILS <sup>1</sup>
Kogan Creek Power Station	CS Energy	Dedicated coal mine	CS Energy also owns the neighbouring <b>Kogan Creek Mine</b> , which supplies black coal to the power station via a four kilometre overland conveyor belt and is operated by Golding Contractors. Kogan Creek Mine supplies more than two million tonnes of coal to the power station each year.
Callide Power Station	CS Energy	Sourced from a coal mine	
Gladstone Power Station	Joint Venture participants Rio Tinto Ltd (42.125%), NRG Energy Inc (37.5%), SLMA GPS Pty Ltd (8.50%), Ryowa II GPS Pty Ltd (7.125%) and YKK GPS (Queensland) Pty Ltd (4.75%). CS Energy trades energy output in excess of the requirements of the Boyne Island aluminium smelter.	Sourced from a coal mine	<b>Callide coal mine</b> , operated by Batchfire resources. Coal mined at Callide is largely sold to domestic customers, with CS Energy usually purchasing at least 5.5Mtpa for its Callide power station. Coal is also supplied to the Gladstone power station, and Queensland Alumina Limited's aluminium refinery at Gladstone purchasing around 1Mtpa. The remainder of the coal, currently around 30% of tonnes produced, is sold on the Asian export market. China is the primary customer for Callide, followed by India and Japan.
Stanwell Power Station	Stanwell	Sourced from a coal mines	Coal is sourced from the <b>Curragh Mine</b> . As a condition of the Curragh mining lease, up to 3.9Mtpa of domestic thermal coal must be supplied to the Stanwell and Gladstone power stations in preference to supplying any other customer. The mine is contracted to supply thermal coal to Stanwell power station until 2027, with the development of Curragh North (Pisces) extending the Stanwell power station contract from 2016. From 2027, all coal sold to Stanwell will be under a new agreement. The remainder of saleable production is hard coking, semi-hard coking and low volatile PCI which are exported to customers in Asia, Europe and South America. Japan is the primary destination for Curragh metallurgical product, followed by India and South Korea.
Tarong and Tarong North Power Stations	Stanwell	Dedicated coal mine	The adjacent <b>Meandu Mine</b> , also owned by Stanwell, supplies coal to both power stations via a 1.5 kilometre conveyor.
Millerman	partnership between InterGen, China Huenang Group, Daelim and Kiamco	Dedicated coal mine	The adjacent <b>Commodore mine</b> , also operated by Ingen, supplies coal to the Millerman power station

NOTES

1. Details taken from GOC websites and from AME database profile on these mines

Queensland Coal Open Cut/Exploration Mines\*  
Reported number of workers as at 31 March 2014

Mine	No. of Workers
Baralaba Coal Mine	289
Blackwater Mine	1,791
Blair Athol Mine	19
BMA Exploration Areas Mine	85
Burton Mine	590
Byerwen Mine	1
Callide Mine	701
Cameby Downs Coal Mine	248
Capcoal Surface Coal Mine (Ex German Creek)	802
Carmichael Coal	14
Caval Ridge Mine Site	2,135
Clermont Coal Mine	773
Collinsville Mine	183
Commodore Mine	89
Coppabella	7
Coppabella Mine	707
Curragh Mine	1,347
Daunia Mine	832
Dawson Mine	1,384
Ensham Mine	375
EPC 722 Ellensfield Coal	1
Eureka Creek Village	130
Foxleigh Mine	410
Gooniyella Riverside Mine	2,182
Gregory Mine	64
Gundyer	3
Hail Creek Mine	1,236
Isaac Plains	298
Jeebropilly Collieries	165
Jellinbah East Mine	486
Kogan Creek Mine	87
Lake Vermont Mine	738
Meandu Mine (Tarong Energy)	415
Middlemount Mine	483
Millennium Mine - Exploration and Development	1
Millennium Open Cut Mine	556
Minerva Mine	285
Monto Coal	2
Moorvale Mine	434
New Acland	320
New Hope Exploration	17
Newlands Open Cut	622
Norwich Park Mine	22
Oaky Creek Surface Operations	407
Peak Downs Mine	1,707
Poitrel Mine	400
QCoal Northern Hub	396
Red Mountain Joint Venture CHPP	63
Rolleston Mine	665
Saraji Mine	1,376
South Walker Creek Mine	463
West Rolleston Coal Pty Ltd	4
West Walker	2
Wilkie Creek Coal Mine	74
Willunga- Coxendean Willunga	11
Yarrabee Mine	504
<b>Total</b>	<b>27,401</b>

\* Only mines with a workforce greater than zero for the quarter are listed

Queensland Coal Open Cut/Exploration Mines\*  
Reported number of workers as at 30 June 2014

Mine	No. of Workers
Anglo American Metallurgical Coal Pty Ltd	2
Baralaba Coal Mine	272
Blackwater Mine	1,996
Blackwater South Project	3
Blair Athol Mine	18
BMA Exploration Areas Mine	113
Bogside Mining Industries	3
Broadlea Central Exploration Mine (EPC 667)	5
Broadlea North Mine	2
Bundi Project Exploration	1
Burton Mine	689
Byerwen Mine	16
Callide Mine	726
Cameby Downs Coal Mine	286
Capcoal Surface Coal Mine (Ex German Creek)	920
Carmichael Coal	24
Caval Ridge Mine Site	1,582
China Stone Project	35
Clermont Coal Mine	731
Collinsville Mine	287
Colton Coal Pty Ltd - SR - Maryborough Project	2
Commodore Mine	90
Coppabella Mine	646
CRR Bundaberg	4
Curragh Mine	1,170
Daunia Mine	926
Dawson Mine	1,243
Drake Coal	6
Eaglefield Mine (At North Goonyella)	123
East Tieri	11
Ebenezer	1
Endocoal Southern	5
Ensham Mine	380
EPC 1270 EPC 1271 EPC 1272 EPC 1273	1
EPC 1296	1
EPC 1643 & 2242	1
EPC 1738	1
EPC 1744	3
EPC 1746	1
EPC 1799	2
EPC 1806	2
EPC 2114	1
EPC 2221	2
EPC 2318, EPC 2327, EPC 2332	2
EPC 2386 - Lonesome Creek Project	5
EPC 722 Ellensfield Coal	2
EPC 729 Bluff	1
EPC 891 (Bandanna Energy Limited)	21
EPC 956	2
EPC Wongai Coal Project	1
Eureka Creek Village	134
Exp Argos Aquila Resources Qld Coal Exp	5
Exp Wombindi Coal Baralaba Coal Company	9
Exploration - Anglo Coal - Carlo Creek	3
Exploration - Anglo Coal - Foxleigh	5
Exploration - Carabella - Bluff	5
Exploration - Waratah Coal Pty Ltd	5
Exploration - Xstrata - Rolleston West	1
Foxleigh Mine	424
Gooniyella Riverside Mine	2,232
Gregory Mine	49
Hail Creek Mine	1,206
Idalia Coal Exploration	3
Isaac Plains	306
Jeebropilly Collieries	156
Jellinbah East Mine	444
Kogan Creek Mine	86
Lake Vermont Mine	769
Meandu Mine (Tarong Energy)	469
Middlemount Mine	533
Millennium Open Cut Mine	613
Mimosa Coal Exploration Project	1
Minerva Mine	286
Mirtna Exploration Mine (EPC 926)	1
Monto Coal	2
Moorlands Project	5
Moorvale Mine	471
MORANBAH PROJECT - EPC 1653	2
New Acland	280
New Hope Exploration	17
Newlands Open Cut	616
Norwich Park Mine	40
Oaky Creek Surface Operations	512
Olive Downs South	7
Peak Downs Mine	1,555
Poitrel Mine	375
QCoal Northern Hub	406
Red Mountain Joint Venture CHPP	52
Resolve Coal	2
Rolle Creek (Capcoal)	5
Rolleston Mine	779
Saraji Mine	1,343
South Pentland	4
South Walker Creek Mine	516
Stanmore Coal Exploration	2
Stephens Creek	5
Suttor Creek	8
Tarong Energy Corporation Limited - SR - Kunioon	1
Tuan West exploration	1
U & D Mining	13
West Theodore Project - EPCs 2427 & 2426	1
West Walker	14
Wilkie Creek Coal Mine	18
Willunga- Coxendean Willunga	39
Winchester South	10
Yarrabee Mine	494
<b>Grand Total</b>	<b>27,707</b>

\* Only mines with a workforce greater than zero for the quarter are listed

Queensland Coal Open Cut/Exploration Mines\*  
Reported number of workers as at 30 September 2014

Mine	No. of Workers
Baralaba Coal Mine	239
Blackwater Mine	1,960
Blair Athol Mine	14
BMA Exploration Areas Mine	99
BMC Exploration Areas Mine	2
Burton Mine	566
Byerwen Mine	19
Callide Mine	727
Cameby Downs Coal Mine	138
Capcoal Surface Coal Mine (Ex German Creek)	881
Capricorn Coal	1
Carmichael Coal	34
Caval Ridge Mine Site	1,004
Clermont Coal Mine	707
Collinsville Mine	293
Commodore Mine	91
Coppabella	1
Coppabella Mine	636
Curragh Mine	1,229
Daunia Mine	606
Dawson Mine	1,241
Ensham Mine	361
EPC 722 Ellensfield Coal	46
Eureka Creek Village	116
Foxleigh Mine	401
Gooniyella Riverside Mine	1,980
Gregory Mine	50
Hail Creek Mine	1,357
Horse Creek	1
Isaac Plains	303
Jeebropilly Collieries	123
Jellinbah East Mine	432
Kogan Creek Mine	83
Lake Vermont Mine	763
Meandu Mine (Tarong Energy)	475
Middlemount Mine	557
Millennium Open Cut Mine	556
Minerva Mine	283
Moorvale Mine	503
New Acland	321
New Hope Exploration	12
Newlands Open Cut	528
Norwich Park Mine	26
Oaky Creek Surface Operations	414
Peak Downs Mine	1,691
Poitrel Mine	368
QCoal Northern Hub	375
Red Mountain Joint Venture CHPP	51
Rolleston Mine	843
Saraji Mine	1,458
South Walker Creek Mine	509
West North Burton	1
West Walker	6
Wilkie Creek Coal Mine	14
Willunga- Coxendean Willunga	45
Yarrabee Mine	532
<b>Grand Total</b>	<b>26,072</b>

\* Only mines with a workforce greater than zero for the quarter are listed

**Queensland Coal Open Cut/Exploration Mines\***  
Reported number of workers as at 31 December 2014

Mine	No. of Workers
Blackwater Mine	1,643
Blair Athol Mine	23
BMA Exploration Areas Mine	68
Burton Mine	229
Byerwen Mine	12
Callide Mine	733
Cameby Downs Coal Mine	119
Capcoal Surface Coal Mine (Ex German Creek)	886
Capricorn Coal	6
Carmichael Coal	37
Caval Ridge Dragline Maintenance Area No.1	215
Caval Ridge Mine Site	750
Clermont Coal Mine	583
Collinsville Mine	361
Commodore Mine	88
Cooper Creek Project EPC 1607	3
Coppabella	6
Coppabella Mine	608
Curragh Mine	1,140
Daunia Mine	616
Dawson Mine	1,255
Ensham Mine	255
EPC 722 Ellensfield Coal	31
EPC 930 Richfield	7
Eureka Creek Village	62
Exp Wonbindi Coal Baralba Coal Company	215
Foxleigh Mine	426
Gooniyella Riverside Mine	1,692
Gregory Mine	53
Hail Creek Mine	1,527
Isaac Plains	255
Jeebropilly Collieries	126
Jellinbah East Mine	391
Kogan Creek Mine	72
Lake Vermont Mine	687
Meandu Mine (Tarong Energy)	471
Middlemount Mine	515
Millennium Mine - Exploration and Development	2
Millennium Open Cut Mine	555
Minerva Mine	279
Moorvale Mine	373
New Acland	319
New Hope Exploration	14
Newlands Open Cut	525
Norwich Park Mine	38
Oaky Creek Surface Operations	319
Peak Downs Mine	1,635
Poitrel Mine	358
QCoal Northern Hub	343
Red Mountain Joint Venture CHPP	51
Rolleston Mine	820
Saraji Mine	1,371
South Walker Creek Mine	502
West North Burton	6
West Walker	24
Wilkie Creek Coal Mine	16
Willunga- Coxendean Willunga	24
Yarrabee Mine	492
<b>Grand Total</b>	<b>24,232</b>

\* Only mines with a workforce greater than zero for the quarter are listed

**Queensland Coal Open Cut/Exploration Mines\***  
Reported number of workers as at 31 March 2015

Mine	No. of Workers
Blackwater Mine	1,658
Blair Athol Mine	19
BMA Exploration Areas Mine	63
Burton Mine	245
Byerwen Mine	3
Callide Mine	786
Cameby Downs Coal Mine	122
Capcoal Surface Coal Mine (Ex German Creek)	824
Carmichael Coal	31
Caval Ridge Dragline Maintenance Area No.1	50
Caval Ridge Mine Site	784
Clermont Coal Mine	637
Collinsville Mine	421
Commodore Mine	92
Coppabella Mine	571
Curragh Mine	1,454
Daunia Mine	619
Dawson Mine	1,342
Ensham Mine	287
Eureka Creek Village	71
Exp Wonbindi Coal Baralba Coal Company	158
Foxleigh Mine	387
Gooniyella Riverside Mine	1,630
Gregory Mine	48
Hail Creek Mine	1,448
Isaac Plains	8
Jeebropilly Collieries	123
Jellinbah East Mine	236
Jellinbah Plains	179
Kogan Creek Mine	81
Lake Vermont Mine	765
Meandu Mine (Tarong Energy)	461
Middlemount Mine	511
Millennium Open Cut Mine	513
Minerva Mine	274
Moorvale Mine	354
New Acland	315
New Hope Exploration	12
Newlands Open Cut	534
Norwich Park Mine	27
Oaky Creek Surface Operations	285
Peak Downs Mine	1,617
Poitrel Mine	341
QCoal Northern Hub	335
Red Mountain Joint Venture CHPP	50
Rolleston Mine	822
Saraji Mine	1,360
South Walker Creek Mine	468
West Walker	3
Wilkie Creek Coal Mine	10
Willunga- Coxendean Willunga	3
Yarrabee Mine	458
<b>Grand Total</b>	<b>23,895</b>

\* Only mines with a workforce greater than zero for the quarter are listed

**Queensland Coal Open Cut/Exploration Mines\***  
Reported number of workers as at 30 June 2015

Mine	No. of Workers
Bauple Exploration Pty Ltd	1
Blackwater Mine	1,654
Blackwater South Project	1
Blair Athol Mine	11
BMA Exploration Areas Mine	75
BMC Exploration Areas Mine	2
Bogside Mining Industries	3
Broadlea North Mine	2
Burton Mine	214
Byerwen Mine	10
Callide Mine	706
Cameby Downs Coal Mine	142
Capcoal Surface Coal Mine (Ex German Creek)	1,041
Carmichael Coal	16
Caval Ridge Mine Site	884
Clermont Coal Mine	653
Collinsville Mine	363
Commodore Mine	91
Coppabella Mine	598
Curragh Mine	1,659
Daunia Mine	706
Dawson Mine	1,276
Drake Coal	2
Elimatta Project (EPC 650)	1
Endocoal - CRM	2
Endocoal Southern	2
Ensham Mine	330
EPC 1643 & 2242	1
EPC 2128 Montrose Project	1
EPC 930 Richfield	13
EPC Wongai Coal Project	1
Eureka Creek Village	88
Exp Wonbindi Coal Baralba Coal Company	170
Exploration - Ensham - MDL 217 MDL 218	4
Exploration - Waratah Coal Pty Ltd	2
Exploration - Xstrata - Rolleston Mine-EPC 538	1
Exploration - Xstrata - Rolleston West	1
Fairway Coal Pty Ltd	2
Foxleigh Mine	445
Gooniyella Riverside Mine	1,793
Gregory Mine	36
Hail Creek Mine	1,412
Isaac Plains	2
Jeebropilly Collieries	129
Jellinbah East Mine	226
Jellinbah Plains	201
Kogan Creek Mine	58
Lake Vermont Mine	633
Matilda Coal - Dingo Exploration Project	3
Meandu Mine (Tarong Energy)	432
Middlemount Mine	506
Millennium Mine - Exploration and Development	2
Millennium Open Cut Mine	519
Mimosa Coal Exploration Project	1
Minerva Mine	279
Moorlands Project	4
Moorvale Mine	373
New Acland	312
New Hope Exploration	7
Newlands Open Cut	560
Norwich Park Mine	29
Oaky Creek Surface Operations	309
Peak Downs Mine	1,583
Poitrel Mine	373
QCoal Northern Hub	413
Red Mountain Joint Venture CHPP	50
Resolve Coal	1
Rolleston Mine	953
Saraji Mine	1,520
South Walker Creek Mine	532
Stanmore Coal Ltd	2
U & D Mining	3
Vale Exploration	19
West North Burton	3
West Rolleston Coal Pty Ltd	1
West Theodore Project - EPCs 2427 & 2426	6
West Walker	32
Wilkie Creek Coal Mine	7
Willunga- Coxendean Willunga	2
Winchester South	1
Yarrabee Mine	440
<b>Grand Total</b>	<b>24,941</b>

\* Only mines with a workforce greater than zero for the quarter are listed

**Queensland Coal Open Cut/Exploration Mines\***  
Reported number of workers as at 30 September 2015

Mine	No. of Workers
Blackwater Mine	1,914
Blair Athol Mine	14
BMA Exploration Areas Mine	63
Burton Mine	220
Byerwen Mine	8
Callide Mine	656
Cameby Downs Coal Mine	127
Capcoal Surface Coal Mine (Ex German Creek)	840
Carmichael Coal	14
Caval Ridge Dragline Maintenance Area No.1	37
Caval Ridge Mine Site	864
Clermont Coal Mine	659
Collinsville Mine	253
Commodore Mine	79
Coppabella	1
Coppabella Mine	526
Curragh Mine	1,426
Daunia Mine	715
Dawson Mine	1,354
Ensham Mine	301
EPC 930 Richfield	5
Eureka Creek Village	115
Exp Wonbindi Coal Baralaba Coal Company	127
Foxleigh Mine	464
Goonyella Riverside Mine	2,051
Gregory Mine	41
Hail Creek Mine	1,394
Isaac Plains	2
Jeebropilly Collieries	131
Jellinbah East Mine	231
Jellinbah Plains	190
Kogan Creek Mine	62
Lake Vermont Mine	745
Meandu Mine (Tarong Energy)	435
Middlemount Mine	569
Millennium Open Cut Mine	507
Minerva Mine	270
Monto Coal	2
Moorvale Mine	370
New Acland	313
New Hope Exploration	2
Newlands Open Cut	565
Norwich Park Mine	29
Oaky Creek Surface Operations	278
Peak Downs Mine	1,737
Poitrel Mine	356
QCoal Northern Hub	472
Red Mountain Joint Venture CHPP	51
Rolleston Mine	1,013
Saraji Mine	1,623
South Walker Creek Mine	548
West North Burton	11
West Rolleston Coal Pty Ltd	11
West Walker	17
Wilkie Creek Coal Mine	6
Yarrabee Mine	469
<b>Grand Total</b>	<b>25,283</b>

\* Only mines with a workforce greater than zero for the quarter are listed

**Queensland Coal Open Cut/Exploration Mines\***  
Reported number of workers as at 31 December 2015

Mine	No. of Workers
Blackwater Mine	1,950
Blair Athol Mine	13
BMA Exploration Areas Mine	142
Burton Mine	224
Byerwen Mine	4
Callide Mine	666
Cameby Downs Coal Mine	132
Capcoal Surface Coal Mine (Ex German Creek)	660
Caval Ridge Mine Site	916
Clermont Coal Mine	649
Collinsville Mine	282
Commodore Mine	81
Coppabella Mine	496
Curragh Mine	1,140
Daunia Mine	714
Dawson Mine	1,248
Ensham Mine	308
EPC 930 Richfield	10
Eureka Creek Village	112
Exp Wonbindi Coal Baralaba Coal Company	161
Foxleigh Mine	392
Goonyella Riverside Mine	1,914
Gregory Mine	27
Hail Creek Mine	1,357
Isaac Plains	5
Isaac Plains Dragline Maintenance Area No. 1	33
Jeebropilly Collieries	129
Jellinbah East Mine	227
Jellinbah Plains	191
Kogan Creek Mine	61
Lake Vermont Mine	741
Meandu Mine (Tarong Energy)	524
Middlemount Mine	495
Millennium Mine - Exploration and Development	4
Millennium Open Cut Mine	510
Minerva Mine	291
Moorvale Mine	363
New Acland	318
New Hope Exploration	7
Newlands Open Cut	546
Norwich Park Mine	26
Oaky Creek Surface Operations	402
Peak Downs Mine	1,555
Poitrel Mine	367
QCoal Northern Hub	477
Red Mountain Joint Venture CHPP	53
Rolleston Mine	898
Saraji Mine	1,659
South Walker Creek Mine	525
West North Burton	16
West Walker	5
Wilkie Creek Coal Mine	7
Yarrabee Mine	405
<b>Grand Total</b>	<b>24,438</b>

\* Only mines with a workforce greater than zero for the quarter are listed

**Queensland Coal Open Cut/Exploration Mines\***  
Reported number of workers as at 31 March 2016

Mine	No. of Workers
Blackwater Mine	1,824
Blair Athol Mine	12
Burton Mine	247
Callide Mine	614
Cameby Downs Coal Mine	152
Caval Ridge Mine Site	1,027
Clermont Coal Mine	684
Collinsville Mine	165
Commodore Mine	86
Coppabella Mine	473
Curragh Mine	1,126
Daunia Mine	696
Dawson Mine	1,220
Ensham Mine	281
Eureka Creek Village	85
Foxleigh Mine	387
Goonyella Riverside Mine	1,893
Gregory Mine	4
Hail Creek Mine	1,323
Isaac Plains	124
Kogan Creek Mine	58
Lake Vermont Mine	643
Meandu Mine (Tarong Energy)	530
Middlemount Mine	502
Millennium Open Cut Mine	519
Minerva Mine	273
Moorvale Mine	373
Norwich Park Mine	23
Oaky Creek Surface Operations	259
Peak Downs Mine	1,495
Poitrel Mine	366
Rolleston Mine	824
Saraji Mine	1,568
South Walker Creek Mine	464
Wilkie Creek Coal Mine	7
Yarrabee Mine	391
Capcoal Surface Coal Mine (Ex German Creek)	699
New Acland	325
QCoal Northern Hub	484
Jellinbah East Mine	227
BMA Exploration Areas Mine	51
Byerwen Mine	3
Coppabella	3
Jellinbah Plains	182
Jeebropilly Collieries	136
Newlands Coal Mine	597
Red Mountain Infrastructure	51
Exp Wonbindi Coal Baralaba Coal Company	86
<b>Grand Total</b>	<b>23,562</b>

\* Only mines with a workforce greater than zero for the quarter are listed



**Queensland Coal Open Cut/Exploration Mines\***  
Reported number of workers as at 30 June 2016

Mine	No. of Workers
Biloela Energy - Callide	1
Blackwater Mine	1,795
Blair Athol Mine	10
BMA Exploration Areas Mine	70
BMC Exploration Areas Mine	3
Bowen Basin Coal Exploration	2
Burton Mine	227
Byerwen Mine	1
Callide Mine	570
Cameby Downs Coal Mine	135
Capcoal Surface Coal Mine (Ex German Creek)	681
Caval Ridge Mine Site	1,046
Clermont Coal Mine	624
Collinsville Mine	88
Commodore Mine	73
Coppabella	12
Coppabella Mine	478
Crinum Mine	21
Curragh Mine	1,098
Daunia Mine	708
Dawson Mine	1,219
Ensham Mine Surface	288
EPC 1643 & 2242	1
EPC 739 & MDL 443	2
EPC1274 & EPC1276	2
Eureka Creek Village	85
Exevale Exploration Mine	1
Exp - Civil & Mining Resources Dawson West	2
Exp - Rio Tinto Exploration - CRR - Valeria	4
Exp Wonbindi Coal Baralaba Coal Company	9
Exploration - CAML - Foxleigh Project	2
Exploration - Ensham - MDL 217 MDL 218	4
Exploration - Waratah Coal Pty Ltd	2
Exploration - Xstrata - Rolleston Mine-EPC 538	1
Exploration - Xstrata - Rolleston West	2
Fairway Coal Pty Ltd	2
Foxleigh Mine	363
Goonyella Riverside Mine	1,787
Gregory Mine	2
Haenke #3	2
Hail Creek Mine	1,395
Isaac Plains	207
Isaac Plains East Exploration	2
Jeebropilly Collieries	136
Jellinbah East Mine	231
Jellinbah Plains	201
Kogan Creek Mine	55
Lake Vermont Mine	678
Mackenzie Project	1
Matilda Coal - Dingo Exploration Project	1
Meandu Mine (Tarong Energy)	478
Middlemount Mine	510
Millennium Open Cut Mine	502
Minerva Mine	251
Moorvale Mine	319
New Acland	339
Newlands Coal Mine	619
Norwich Park Mine	25
Oaky Creek Surface Operations	251
Olive Downs South	1
Peak Downs Mine	1506
Poitrel Mine	377
QCoal Northern Hub	493
Red Mountain Infrastructure	52
Rolfe Creek (Capcoal)	1
Rolleston Mine	894
Saraji Mine	1,713
South Walker Creek Mine	438
Wandoan Coal Project	1
Wilkie Creek Coal Mine	8
Yarrabee Mine	392
<b>Grand Total</b>	<b>23,500</b>

\* Only mines with a workforce greater than zero for the quarter are listed

**Queensland Coal Open Cut/Exploration Mines\***  
Reported number of workers as at 30 September 2016

Mine	No. of Workers
Baralaba Coal Mine	6
Blackwater Mine	1,762
Blair Athol Mine	6
BMA Exploration Areas Mine	26
BMC Exploration Areas Mine	8
Burton Mine	192
Callide Mine	596
Cameby Downs Coal Mine	136
Capcoal Surface Coal Mine (Ex German Creek)	641
Caval Ridge Mine Site	1,085
Clermont Coal Mine	610
Collinsville Mine	128
Commodore Mine	79
Coppabella	8
Coppabella Mine	467
Curragh Mine	1,360
Daunia Mine	692
Dawson Mine	1,211
Ensham Mine	285
Eureka Creek Village	74
Foxleigh Mine	414
Goonyella Riverside Mine	1,748
Gregory Mine	2
Hail Creek Mine	1,360
Isaac Plains	231
Jeebropilly Collieries	143
Jellinbah East Mine	233
Jellinbah Plains	196
Kogan Creek Mine	61
Lake Vermont Mine	765
Meandu Mine (Tarong Energy)	564
Middlemount Mine	505
Millennium Mine - Exploration and Development	1
Millennium Open Cut Mine	514
Minerva Mine	247
Moorvale Mine	343
New Acland	379
Newlands Coal Mine	561
Norwich Park Mine	22
Oaky Creek Surface Operations	245
Peak Downs Mine	1,521
Poitrel Mine	410
QCoal Northern Hub	441
Red Mountain Infrastructure	50
Rolleston Mine	819
Saraji Mine	1,658
South Walker Creek Mine	599
Wilkie Creek Coal Mine	10
Yarrabee Mine	388
<b>Grand Total</b>	<b>23,802</b>

\* Only mines with a workforce greater than zero for the quarter are listed

**Queensland Coal Open Cut/Exploration Mines\***  
Reported number of workers as at 31 December 2016

Mine	No. of Workers
Baralaba Coal Mine	7
Blackwater Mine	1,932
Blair Athol Mine	7
BMA Exploration Areas Mine	19
BMC Exploration Areas Mine	5
Burton Mine	139
Byerwen Mine	1
Callide Mine	582
Cameby Downs Coal Mine	144
Capcoal Surface Coal Mine (Ex German Creek)	611
Caval Ridge Mine Site	1,143
Clermont Coal Mine	602
Collinsville Mine	177
Commodore Mine	84
Coppabella	4
Coppabella Mine	467
Curragh Mine	1,480
Daunia Mine	706
Dawson Mine	1,234
Ensham Mine	265
Eureka Creek Village	82
Exp - Fitzroy (CQ) Pty Ltd Exploration - CRM	3
Foxleigh Mine	388
Goonyella Riverside Mine	2,002
Gregory Mine	2
Hail Creek Mine	1,443
Isaac Plains	213
Jeebropilly Collieries	120
Jellinbah East Mine	262
Jellinbah Plains	190
Kogan Creek Mine	62
Lake Vermont Mine	674
Meandu Mine (Tarong Energy)	504
Middlemount Mine	504
Millennium Open Cut Mine	501
Minerva Mine	253
Moorvale Mine	386
New Acland	349
Newlands Coal Mine	651
Norwich Park Mine	21
Oaky Creek Surface Operations	212
Olive Downs Project	4
Peak Downs Mine	1,519
Poitrel Mine	477
QCoal Northern Hub	403
Red Mountain Infrastructure	48
Rolleston Mine	812
Saraji Mine	1,636
South Walker Creek Mine	614
Wilkie Creek Coal Mine	9
Yarrabee Mine	417
<b>Grand Total</b>	<b>24,370</b>

\* Only mines with a workforce greater than zero for the quarter are listed

**Queensland Coal Open Cut/Exploration Mines\***  
Reported number of workers as at 31 March 2017

Mine	No. of Workers
Blackwater Mine	1,704
Blair Athol Mine	7
BMA Exploration Areas Mine	17
Burton Mine	17
Byerwen Mine	1
Callide Mine	609
Cameby Downs Coal Mine	145
Capcoal Surface Coal Mine (Ex German Creek)	472
Caval Ridge Mine Site	1,203
Clermont Coal Mine	605
Collinsville Mine	322
Commodore Mine	89
Coppabella Mine	486
Curragh Mine	1,531
Daunia Mine	685
Dawson Mine	1,221
Ensham Mine	273
Eureka Creek Village	83
Exp - Fitzroy (CQ) Pty Ltd Exploration - CRM	2
Exp Wonbindi Coal Baralaba Coal Company	10
Foxleigh Mine	322
Goonyella Riverside Mine	2,087
Gregory Mine	13
Hail Creek Mine	1,490
Isaac Plains	213
Jeebropilly Collieries	121
Jellinbah East Mine	249
Jellinbah Plains	201
Kogan Creek Mine	64
Lake Vermont Mine	686
Meandu Mine (Tarong Energy)	523
Middlemount Mine	511
Millennium Open Cut Mine	470
Minerva Mine	249
Moorvale Mine	385
New Acland	339
Newlands Coal Mine	641
Norwich Park Mine	23
Oaky Creek Surface Operations	184
Olive Downs Project	4
Peak Downs Mine	1,619
Poitrel Mine	423
QCoal Northern Hub	399
Red Mountain Infrastructure	47
Rolleston Mine	921
Saraji Mine	1,572
South Walker Creek Mine	562
Wilkie Creek Coal Mine	11
Yarrabee Mine	407
<b>Grand Total</b>	<b>24,218</b>

\* Only mines with a workforce greater than zero for the quarter are listed

**Queensland Coal Open Cut/Exploration Mines\***  
Reported number of workers as at 30 June 2017

Mine	No. of Workers
Baralaba Coal Mine	1
Blackwater Mine	1,740
Blair Athol Mine	21
BMA Exploration Areas Mine	20
BMC Exploration Areas Mine	5
Burton Mine	18
Byerwen Mine	10
Callide Mine	653
Cameby Downs Coal Mine	146
Capcoal Surface Coal Mine (Ex German Creek)	484
Caval Ridge Mine Site	1,269
Clermont Coal Mine	604
Collinsville Mine	384
Commodore Mine	85
Coppabella	6
Coppabella Mine	520
Crinum Mine	9
Curragh Mine	1,532
Daunia Mine	759
Dawson Mine	1,206
Denham Park (EPC 1731)	1
Dingo West Project	1
Elimatta Project (EPC 650)	1
Ensham Mine Surface	276
EPC 912	1
Eureka Creek Village	107
Exp - Argos - Aquila Resources - Duaringa-Walton	1
Exp - BHP - CRR - BMA Exploration Areas Mine	2
Exp - Civil & Mining Resources Dawson West	2
Exp - Glencore - CRM - Newlands	1
Exp - Limestone Hill EPC 1710	1
Exp - Vitrinite Pty Ltd - CRM	3
Exp Wonbindi Coal Baralaba Coal Company	5
Exploration - Anglo Coal - Foxleigh	1
Exploration - Ensham - MDL 217 MDL 218	4
Exploration - Waratah Coal Pty Ltd	4
Exploration - Xstrata - Rolleston West	4
Fairway Coal Pty Ltd	2
Foxleigh Mine	425
Goonyella Riverside Mine	2,103
Gregory Mine	15
Haenke #3	2
Hail Creek Mine	1,531
Isaac Plains	264
Isaac Plains East Exploration	1
Jeebropilly Collieries	124
Jellinbah East Mine	262
Jellinbah Plains	190
Kogan Creek Mine	63
Lake Vermont Mine	709
Meandu Mine (Tarong Energy)	528
Middlemount Mine	560
Millennium Open Cut Mine	472
Mimosa Coal Exploration Project	2
Minerva Mine	259
Monto Coal	1
Moorvale Mine	403
New Acland	379
Newlands Coal Mine	663
Norwich Park Mine	25
Oaky Creek Surface Operations	134
Olive Downs Project	4
Peak Downs Mine	1,913
Poitrel Mine	485
QCoal Northern Hub	350
Red Mountain Infrastructure	48
Rolleston Mine	946
Sagittarius EPC 2391	1
Saraji Mine	1,647
South Walker Creek Mine	595
Wandoan Coal Project	3
Wilkie Creek Coal Mine	12
Yarrabee Mine	395
<b>Grand Total</b>	<b>25,403</b>

\* Only mines with a workforce greater than zero for the quarter are listed

**Queensland Coal Open Cut/Exploration Mines\***  
Reported number of workers as at 30 September 2017

Mine	No. of Workers
Baralaba Coal Mine	8
Blackwater Mine	1,828
Blair Athol Mine	62
BMC Exploration Areas Mine	2
Burton Mine	21
Byerwen Mine	188
Callide Mine	677
Cameby Downs Coal Mine	144
Capcoal Surface Coal Mine (Ex German Creek)	664
Capricorn Coal	1
Carmichael Coal Mine	29
Caval Ridge Mine Site	1,474
Clermont Coal Mine	612
Collinsville Mine	330
Commodore Mine	79
Coppabella	8
Coppabella Mine	562
Curragh Mine	1,666
Daunia Mine	761
Dawson Mine	1,271
Ensham Mine	264
Eureka Creek Village	85
Exp - Fitzroy (CQ) Pty Ltd Exploration - CRM	9
Foxleigh Mine	469
Goonyella Riverside Mine	1,984
Gregory Mine	15
Hail Creek Mine	1,577
Isaac Plains	201
Jeebropilly Collieries	126
Jellinbah East Mine	265
Jellinbah Plains	215
Kogan Creek Mine	68
Lake Vermont Mine	828
Meandu Mine (Tarong Energy)	548
Middlemount Mine	575
Millennium Open Cut Mine	493
Minerva Mine	262
Moorvale Mine	335
New Acland	356
Newlands Coal Mine	728
Norwich Park Mine	25
Oaky Creek Surface Operations	175
Olive Downs Project	8
Peak Downs Mine	1,771
Poitrel Mine	466
QCoal Northern Hub	393
Red Mountain Infrastructure	48
Rolleston Mine	1,033
Saraji Mine	1,713
South Walker Creek Mine	722
Wilkie Creek Coal Mine	17
Yarrabee Mine	449
<b>Grand Total</b>	<b>26,610</b>

\* Only mines with a workforce greater than zero for the quarter are listed

**Queensland Coal Open Cut/Exploration Mines\***  
Reported number of workers as at 31 December 2017

Mine	No. of Workers
Baralaba Coal Mine	20
Blackwater Mine	1,836
Blair Athol Mine	76
BMA Major Shutdowns Mine - CRM	176
BMC Exploration Areas Mine	2
Broadlea North Mine	80
Burton Mine	35
Byerwen Mine	436
Callide Mine	708
Cameby Downs Coal Mine	153
Capcoal Surface Coal Mine (Ex German Creek)	653
Capricorn Coal	3
Carmichael Coal Mine	29
Caval Ridge Mine Site	1,650
Clermont Coal Mine	605
Collinsville Mine	373
Commodore Mine	75
Coppabella Mine	494
Curragh Mine	1,662
Daunia Mine	734
Dawson Mine	1,314
Ensham Mine	264
Eureka Creek Village	94
Exp - Fitzroy (CQ) Pty Ltd Exploration - CRM	5
Foxleigh Mine	499
Goonyella Riverside Mine	2,148
Gregory Mine	18
Hail Creek Mine	1,703
Isaac Plains	204
Jeebropilly Collieries	111
Jellinbah East Mine	273
Jellinbah Plains	237
Kogan Creek Mine	66
Lake Vermont Mine	714
MDL 453 Cooroorah	1
Meandu Mine (Tarong Energy)	592
Meteor Downs South	11
Middlemount Mine	585
Millennium Open Cut Mine	456
Minerva Mine	261
Moorvale Mine	401
New Acland	333
New Burton Coal Mine	1
Newlands Coal Mine	694
Norwich Park Mine	46
Oaky Creek Surface Operations	170
Olive Downs Project	8
Peak Downs Mine	1,647
Poitrel Mine	491
QCoal Northern Hub	396
Red Mountain Infrastructure	48
Rolleston Mine	892
Saraji Mine	1,690
South Walker Creek Mine	745
Wilkie Creek Coal Mine	14
Yarrabee Mine	421
<b>Grand Total</b>	<b>27,353</b>

\* Only mines with a workforce greater than zero for the quarter are listed

**Queensland Coal Open Cut/Exploration Mines\***  
Reported number of workers as at 31 March 2018

Mine	No. of Workers
Baralaba Coal Mine	42
Blackwater Mine	1,921
Blair Athol Mine	118
BMA Major Shutdowns Mine - Blackwater	213
BMA Major Shutdowns Mine - CRM	3
BMC Exploration Areas Mine	3
Broadlea North Mine	50
Burton Mine	9
Byerwen Mine	451
Callide Mine	846
Cameby Downs Coal Mine	151
Capcoal Surface Coal Mine (Ex German Creek)	751
Carmichael Coal Mine	22
Caval Ridge Mine Site	2,007
Clermont Coal Mine	616
Collinsville Mine	434
Commodore Mine	83
Coppabella	2
Coppabella Mine	519
Curragh Mine	1,663
Daunia Mine	772
Dawson Mine	1,334
Ensham Mine	298
Eureka Creek Village	85
Exp - Fitzroy (CQ) Pty Ltd Exploration - CRM	2
Foxleigh Mine	469
Goonyella Riverside Mine	2,102
Gregory Mine	20
Hail Creek Mine	1,658
Isaac Plains	165
Jeebropilly Collieries	117
Jellinbah East Mine	275
Jellinbah Mackenzie North Construction Area	18
Jellinbah Plains	207
Kogan Creek Mine	72
Lake Vermont Mine	734
MDL 453 Cooroorah	1
Meandu Mine (Tarong Energy)	563
Meteor Downs South	26
Middlemount Mine	569
Millennium Open Cut Mine	464
Minerva Mine	274
Monto Coal	2
Moorvale Mine	398
New Acland	338
New Burton Coal Mine	38
Newlands Coal Mine	697
Norwich Park Mine	57
Oaky Creek Surface Operations	205
Olive Downs Project	1
Peak Downs Mine	1,718
Poitrel Mine	504
QCoal Northern Hub	394
Red Mountain Infrastructure	70
Rolleston Mine	934
Saraji Mine	1,642
South Walker Creek Mine	639
West North Burton	4
Wilkie Creek Coal Mine	15
Willunga- Coxendean Willunga	2
Yarrabee Mine	418
<b>Grand Total</b>	<b>28,205</b>

\* Only mines with a workforce greater than zero for the quarter are listed

**Queensland Coal Open Cut/Exploration Mines\***  
Reported number of workers as at 30 June 2018

Mine	No. of Workers
Anglo - Grosvenor Downs	8
Baralaba Coal Mine	200
Blackwater Mine	1,903
Blair Athol Mine	136
BMA Major Shutdowns - Saraji Mine	157
BMC Exploration Areas Mine	144
Broadlea North Mine	62
Burton Mine	6
Byerwen Mine	492
Callide Mine	969
Cameby Downs Coal Mine	177
Capcoal Surface Coal Mine (Ex German Creek)	787
Carmichael Coal Mine	45
Caval Ridge Mine Site	2,004
Clermont Coal Mine	609
Collinsville Mine	486
Commodore Mine	89
Coppabella	9
Coppabella Mine	603
Crinum Mine	15
Curragh Mine	1,717
Daunia Mine	785
Dawson Mine	1,404
Dingo West Project	1
Ensham Mine Surface	329
EPC 729	4
Eureka Creek Village	93
Exp - Argos - Aquila Resources - Duaringa-Walton	1
Exp - BHP - CRR - BMA Exploration Areas Mine	3
Exp - Glencore - CRM - Newlands	4
Exp - Vittrinite Pty Ltd - CRM	2
Exploration - CAML - Foxleigh Project	1
Exploration - Ensham - MDL 217 MDL 218	4
Fairway Coal Pty Ltd	4
Foxleigh Mine	524
Goonyella Riverside Mine	2,165
Gregory Mine	23
Hail Creek Mine	1,689
Isaac Plains	177
Isaac Plains East Exploration	4
Jeebropilly Collieries	113
Jellinbah East Mine	287
Jellinbah Mackenzie North Construction Area	104
Jellinbah Plains	212
Kogan Creek Mine	80
Lake Vermont Mine	775
Meandu Mine (Tarong Energy)	581
Meteor Downs South	34
Middlemount Mine	594
Millennium Open Cut Mine	394
Millmerran Power Management Pty Ltd	1
Minerva Mine	276
Monto Coal	2
Moorvale Mine	413
New Acland	337
New Burton Coal Mine	117
New Hope Exploration	1
Newlands Coal Mine	714
Norwich Park Mine	54
Oaky Creek Surface Operations	327
Olive Downs Project	4
Peak Downs Mine	1,896
Poitrel Mine	534
QCoal Northern Hub	443
Red Mountain Infrastructure	79
Rolleston Mine	973
Sagittarius EPC 2391	2
Saraji Mine	1,857
Sarum	6
South Walker Creek Mine	616
Wandoan Coal Project	4
Waratah Coal - EPC 1053	1
West North Burton	2
Wilkie Creek Coal Mine	17
Yarrabee Mine	421
<b>Grand Total</b>	<b>30,106</b>

\* Only mines with a workforce greater than zero for the quarter are listed

**Queensland Coal Open Cut/Exploration Mines\***  
Reported number of workers as at 30 September 2018

Mine	No. of Workers
Baralaba Coal Mine	302
Blackwater Mine	2,038
Blair Athol Mine	179
BMA Major Shutdowns - Caval Ridge Mine	50
BMA Major Shutdowns - Saraji Mine	111
BMC Exploration Areas Mine	65
Broadlea North Mine	48
Burton Mine	9
Byerwen Mine	535
Callide Dragline Maintenance Area No. 1	83
Callide Mine	885
Cameby Downs Coal Mine	152
Capcoal Surface Coal Mine (Old German Creek)	881
Carmichael Coal Mine	30
Caval Ridge Mine Site	1,683
Clermont Coal Mine	651
Collinsville Mine	405
Commodore Mine	93
Coppabella	10
Coppabella Mine	608
Curragh Mine	1,753
Daunia Mine	748
Dawson Mine	1,444
Ensham Mine	345
Eureka Creek Village	86
Foxleigh Mine	542
Goonyella Riverside Mine	2,434
Gregory Mine	25
Gundyer	6
Hail Creek Mine	1,666
Isaac Plains	219
Jeebropilly Collieries	114
Jellinbah East Mine	297
Jellinbah Mackenzie North Construction Area	111
Jellinbah Plains	202
Kogan Creek Mine	71
Lake Vermont Mine	792
Meandu Mine (Tarong Energy)	581
Meteor Downs South	42
Middlemount Mine	596
Millennium Open Cut Mine	334
Minerva Mine	280
Monto Coal	1
Moorvale Mine	403
New Acland	351
New Burton Coal Mine	173
Newlands Coal Mine	746
Norwich Park Mine	35
Oaky Creek Surface Operations	218
Olive Downs North Project	5
Olive Downs Project	7
Peak Downs Mine	1,951
Poitrel Mine	593
QCoal Northern Hub	473
Red Mountain Infrastructure	73
Rolleston Mine	995
Saraji Mine	1,908
South Walker Creek Mine	581
West North Burton	2
Wilkie Creek Coal Mine	20
Yarrabee Mine	424
<b>Grand Total</b>	<b>30,465</b>

\* Only mines with a workforce greater than zero for the quarter are listed

**Queensland Coal Open Cut/Exploration Mines\***  
Reported number of workers as at 31 December 2018

Mine	No. of Workers
Baralaba Coal Mine	302
Blackwater Mine	2,053
Blair Athol Mine	178
Bluff Mine	108
BMA Major Shutdowns - Saraji Mine	163
Broadlea North Mine	1
Burton Mine	23
Byerwen Mine	562
Callide Mine	837
Cameby Downs Coal Mine	161
Capcoal Surface Coal Mine (Old German Creek)	817
Capricorn Coal	4
Carmichael Coal Mine	39
Caval Ridge Mine Site	1,519
Clermont Coal Mine	640
Collinsville Mine	350
Commodore Mine	93
Coppabella	5
Coppabella Mine	763
Curragh Mine	1,705
Daunia Mine	746
Dawson Mine	1,483
Ensham Mine	335
Eureka Creek Village	87
EXP Comet Coal & Coke - The Range	2
Foxleigh Mine	543
Goonyella Riverside Mine	2,499
Gregory Mine	13
Gundyer	1
Hail Creek Mine	1,585
Isaac Plains	270
Jeebropilly Collieries	114
Jellinbah East Mine	293
Jellinbah Mackenzie North Construction Area	85
Jellinbah Plains	199
Kogan Creek Mine	68
Lake Vermont Mine	815
Meandu Mine (Tarong Energy)	567
Meteor Downs South	37
Middlemount Mine	606
Millennium Open Cut Mine	124
Minerva Mine	274
Moorvale Mine	421
Moorvale South	7
New Acland	356
New Burton Coal Mine	27
Newlands Coal Mine	681
Norwich Park Mine	39
Oaky Creek Surface Operations	218
Olive Downs Project	6
Peak Downs Mine	2,031
Poitrel Mine	694
QCoal Northern Hub	524
Red Mountain Infrastructure	77
Rolleston Mine	1,101
Saraji Mine	1,842
South Walker Creek Mine	562
West North Burton	16
Wilkie Creek Coal Mine	19
Yarrabee Mine	436
<b>Grand Total</b>	<b>30,126</b>

\* Only mines with a workforce greater than zero for the quarter are listed

**Queensland Coal Open Cut/Exploration Mines\***  
Reported number of workers as at 31 March 2019

Mine	No. of Workers
Blackwater Mine	2,107
Blair Athol Mine	410
Bluff Mine	162
BMC Exploration Areas Mine	1
Burton Mine	12
Byerwen Mine	488
Callide Mine	845
Cameby Downs Coal Mine	161
Capcoal Surface Coal Mine (Old German Creek)	906
Capricorn Coal	5
Carmichael Coal Mine	32
Caval Ridge Mine Site	1,550
Clermont Coal Mine	638
Collinsville Mine	407
Commodore Mine	94
Coppabella	3
Coppabella Mine	685
Curragh Mine	1,944
Daunia Mine	793
Dawson Mine	1,457
Ensham Mine	351
Eureka Creek Village	97
Foxleigh Mine	494
Goonyella Riverside Mine	2,403
Gregory Crinum Coal Mine	15
Hail Creek Mine	1,281
Isaac Plains	318
Jeebropilly Collieries	123
Jellinbah East Mine	299
Jellinbah Mackenzie North Construction Area	69
Jellinbah Plains	200
Kogan Creek Mine	76
Lake Vermont Mine	811
Meandu Mine (Tarong Energy)	572
Meteor Downs South	45
Middlemount Mine	630
Millennium Open Cut Mine	95
Minerva Mine	291
Moorvale Mine	401
Moorvale South	7
Moorvale South Exploration & Development	5
New Acland	361
New Burton Coal Mine	18
Newlands Mine - Open Cut	735
Norwich Park Mine	34
Olive Downs Project	3
Peak Downs Mine	2,106
Poitrel Mine	667
QCoal Northern Hub	594
Red Mountain Infrastructure	61
Rolleston Mine	999
Saraji Mine	1,846
South Walker Creek Mine	595
West North Burton	3
West Rolleston Coal Pty Ltd	1
Wilkie Creek Coal Mine	20
Willunga- Coxendean Willunga	1
Yarrabee Mine	449
<b>Grand Total</b>	<b>29,776</b>

\* Only mines with a workforce greater than zero for the quarter are listed

**Queensland Coal Open Cut/Exploration Mines\***  
Reported number of workers as at 30 June 2019

Mine	No. of Workers
Auriga Coal - Capella	1
Australian Environmental Coals Pty Ltd Bowenville	1
Baralaba Coal Mine	270
Bauple Exploration Pty Ltd	2
Blackwater Mine	2,075
Blair Athol Mine	267
Bluff Mine	150
BMA Major Shutdowns Mine - Blackwater	1
BMA Major Shutdowns Mine - Peak Downs Mine	224
Burton Mine	21
Byerwen Mine	558
Callide Mine	832
Cameby Downs Coal Mine	169
Capcoal Surface Coal Mine (Old German Creek)	955
Carmichael Coal Mine	41
Caval Ridge Mine Site	1,617
Clermont Coal Mine	614
Collinsville Mine	475
Commodore Mine	96
Cooper Creek Project EPC 1607	2
Coppabella	7
Coppabella Mine	599
CRR Bundaberg	2
Curragh Mine	2,019
Daunia Mine	807
Dawson Mine	1,536
Dingo West Project	1
East Wandoan Project	1
Emerald Exploration - Teresa Coal Project	1
Endocoal - CRM	1
Ensham Mine	386
Eureka Creek Village	125
Exp - BHP - CRR - BMA Exploration Areas Mine	3
Exp - Limestone Hill EPC 1710	3
Exp - Saraji West	7
Exp - Vitrinite Pty Ltd - CRM	4
Exp - Waratah Coal-Styx Coal	2
Exp - Yarrabee Coal Company - CRR - Wilpeena	1
Exploration - Anglo Coal - Dawson West	1
Exploration - Anglo Coal - Foxleigh	1
Exploration - CAML - Foxleigh Project	1
Exploration - Ensham - MDL 217 MDL 218	5
Exploration - Xstrata - Rolleston West	4
Fairway Coal Pty Ltd	3
Fernlee Project	1
Foxleigh Mine	530
Goonyella Riverside Mine	2,399
Gregory Crinum Coal Mine	215
Hail Creek Mine	1,289
Horse Creek	1
Isaac Plains	337
Isaac River MDL 444 & EPC 830	1
Jeebropilly	118
Jellinbah East Mine	308
Jellinbah Mackenzie North Construction Area	64
Jellinbah Plains	209
Kogan Creek Mine	80
Lake Vermont Mine	737
Meandu Mine (Tarong Energy)	546
Meteor Downs South	41
Middlemount Mine	649
Millennium Open Cut Mine	100
Minerva Mine	245
Monto Coal	3
Moorvale Mine	369
Moorvale South	9
Moorvale South Exploration & Development	13
New Acland	348
New Burton Coal Mine	18
Newlands Mine - Open Cut	749
North Surat Coal	1
Norwich Park Mine	36
Oaky Creek Surface Operations	346
Olive Downs Project	1
Peak Downs Mine	2,211
Poitrel Mine	666
QCoal Northern Hub	610
Red Mountain Infrastructure	47
Rolleston Mine	926
Saraji Mine	1,923
South Walker Creek Mine	660
Springsure Mining CS Terracom Resources	4
Wandoan Coal Project	25
Waratah Coal - EPC 1040	4
West North Burton	2
West Rolleston Coal Pty Ltd	2
Wilkie Creek Coal Mine	23
Willunga- Coxendean Willunga	1
Winchester South	2
Yarrabee Mine	451
<b>Grand Total</b>	<b>31,213</b>

\* Only mines with a workforce greater than zero for the quarter are listed

**Queensland Coal Open Cut/Exploration Mines\***  
Reported number of workers as at 30 September 2019

Mine	No. of Workers
Anglo - Grosvenor Downs	10
Baralaba Coal Mine	307
Blackwater Mine	2,052
Blair Athol Mine	283
Bluff Mine	155
BMA Major Shutdowns Mine - Blackwater	235
Broadlea North Mine	1
Burton Mine	20
Byerwen Mine	760
Callide Mine	816
Cameby Downs Coal Mine	197
Carmichael Coal Mine	105
Caval Ridge Mine Site	1,618
Clermont Coal Mine	626
Collinsville Mine	556
Commodore Mine	96
Coppabella	3
Coppabella Mine - Open Cut	518
Curragh Mine	1,697
Daunia Mine	833
Dawson Mine	1,499
Ensham Mine	412
Eureka Creek Village	107
Exp - Saraji West	9
Foxleigh Mine	584
Goonyella Riverside Mine	2,764
Gregory Crinum Coal Mine	448
Hail Creek Mine	1,071
Isaac Plains	228
Jeebropilly	117
Jellinbah East Mine	325
Jellinbah Mackenzie North Construction Area	39
Jellinbah Plains	226
Kogan Creek Mine	67
Lake Vermont Mine	971
Meteor Downs South	41
Middlemount Mine	614
Millennium Open Cut Mine	97
Minerva Mine	205
Monto Coal	3
Moorvale Mine	309
Moorvale South	4
Moorvale South Exploration & Development	4
New Acland	344
New Burton Coal Mine	18
Newlands Mine - Open Cut	760
Norwich Park Mine	37
Oaky Creek Surface Operations	355
Olive Downs Project	2
Peak Downs Mine	2,312
Poitrel Mine	710
QCoal Northern Hub	638
Red Mountain Infrastructure	50
Rolleston Mine	987
Saraji Mine	1,956
South Walker Creek Mine	868
Wandoan Coal Project	15
West North Burton	3
West Rolleston Coal Pty Ltd	13
West Walker	4
Wilkie Creek Coal Mine	20
Willunga- Coxendean Willunga	10
Yarrabee Mine	471
<b>Grand Total</b>	<b>30,605</b>

\* Only mines with a workforce greater than zero for the quarter are listed

**Queensland Coal Open Cut/Exploration Mines\***  
Reported number of workers as at 31 December 2019

Mine	No. of Workers
Anglo - Grosvenor Downs	19
Baralaba Coal Mine	365
Blackwater Mine	1,949
Blair Athol Mine	248
Bluff Mine	166
BMA Exploration Areas Mine	1
BMC Exploration Areas Mine	2
Broadlea North Mine	1
Burton Mine	12
Byerwen Mine	701
Callide Mine	801
Cameby Downs Coal Mine	173
Capcoal Surface Coal Mine (Old German Creek)	1,023
Carmichael Coal Mine	151
Caval Ridge Mine Site	1,554
Clermont Coal Mine	628
Collinsville Mine	599
Commodore Mine	96
Coppabella	4
Coppabella Mine - Open Cut	466
Curragh Mine	1,658
Daunia Mine	778
Dawson Mine	1,609
Ensham Mine	386
Eureka Creek Village	109
Exp - Saraji West	8
Foxleigh Mine	504
Goonyella Riverside Mine	2,821
Gregory Crinum Coal Mine	533
Gundyer	1
Hail Creek Mine	1,237
Isaac Plains	410
Jeebropilly	111
Jellinbah East Mine	332
Jellinbah Plains	214
Kogan Creek Mine	71
Lake Vermont Mine	841
Meandu Mine (Tarong Energy)	494
Meteor Downs South	45
Middlemount Mine	612
Millennium Open Cut Mine	91
Minerva Mine	127
Moorvale Mine	354
Moorvale South	2
Moorvale South Exploration & Development	1
New Acland	296
New Burton Coal Mine	12
Newlands Mine - Open Cut	722
Norwich Park Mine	29
Oaky Creek Surface Operations	526
Olive Downs Project	2
Peak Downs Mine	2,183
Poitrel Mine	743
QCoal Northern Hub	603
Red Mountain Infrastructure	57
Rolleston Mine	881
Saraji Mine	1,922
South Walker Creek Mine	750
Wandoan Coal Project	2
West Rolleston Coal Pty Ltd	5
West Walker	8
Wilkie Creek Coal Mine	19
Willunga- Coxendean Willunga	20
Yarrabee Mine	408
<b>Grand Total</b>	<b>31,496</b>

\* Only mines with a workforce greater than zero for the quarter are listed

**Queensland Coal Open Cut/Exploration Mines\***  
Reported number of workers as at 31 March 2020

Mine	No. of Workers
Anglo - Grosvenor Downs	3
Baralaba Coal Mine	352
Blackwater Mine	2,041
Blair Athol Mine	248
Bluff Mine	170
BMC Exploration Areas Mine	8
Broadlea North Mine	2
Burton Mine	5
Byerwen Mine	625
Callide Mine	814
Cameby Downs Coal Mine	168
Capcoal Surface Coal Mine (Old German Creek)	944
Carmichael Coal Mine	133
Caval Ridge Mine Site	1,547
Clermont Coal Mine	636
Collinsville Mine	564
Commodore Coal project	175
Commodore Mine	98
Coppabella	1
Coppabella Mine - Open Cut	634
Curragh Mine	1,720
Daunia Mine	761
Dawson Mine	1,687
Ensham Mine	349
Eureka Creek Village	110
Exp - Saraji West	5
Foxleigh Mine	505
Goonyella Riverside Mine	2,603
Gregory Crinum Coal Mine	509
Hail Creek Mine	1,300
Isaac Plains	421
Jeebropilly	25
Jellinbah East Mine	347
Jellinbah Plains	204
Kogan Creek Mine	72
Lake Vermont Mine	995
Meandu Mine (Tarong Energy)	502
Meteor Downs South	53
Middlemount Mine	649
Millennium Open Cut Mine	74
Minerva Mine	137
Moorvale Mine	410
New Acland	196
New Burton Coal Mine	9
Newlands Mine - Open Cut	694
Norwich Park Mine	58
Oaky Creek Surface Operations	406
Olive Downs Project	1
Peak Downs Mine	2,226
Poitrel Mine	722
QCoal Northern Hub	665
Red Mountain Infrastructure	58
Rolleston Mine	982
Saraji Mine	1,958
South Walker Creek Mine	776
Wandoan Coal Project	17
Wilkie Creek Coal Mine	16
Willunga- Coxendean Willunga	1
Yarrabee Mine	351
<b>Grand Total</b>	<b>31,742</b>

\* Only mines with a workforce greater than zero for the quarter are listed

**Queensland Coal Open Cut/Exploration Mines\***  
Reported number of workers as at 30 June 2020

Mine	No. of Workers
Auriga Coal - Capella	1
Baralaba Coal Mine	365
Blackwater Mine	2,240
Blair Athol Mine	222
Bluff Mine	163
BMA Major Shutdowns - Saraji Mine	45
BMC Exploration Areas Mine	8
Bowen Basin Coal Exploration	8
Bullock Creek Coal	1
Burton Mine	4
Byerwen Mine	651
Callide Mine	811
Cameby Downs Coal Mine	174
Capcoal Surface Coal Mine (Old German C	1,019
Carmichael Coal Mine	167
Caval Ridge Mine Site	1,502
Clermont Coal Mine	644
Collinsville Mine	567
Commodore Mine	119
Coppabella	3
Coppabella Mine - Open Cut	630
Curragh Mine	1,810
Daunia Mine	799
Dawson Mine	1,676
Dingo West Project	1
Eagle Downs Exploration	5
Ensham Mine	342
Eureka Creek Village	121
Exp - BHP - CRR - BMA Exploration Areas	2
Exp - Glencore - Red Rock	1
Exp - Limestone Hill EPC 1710	3
Exp - QLD COAL - CRM - Denham Park (E	1
Exp - Vitrinite Pty Ltd - CRM	6
Exp - Yarrabee Coal Company - CRR - Wilf	1
Exploration - CAML - Foxleigh Project	1
Exploration - Ensham - MDL 217	10
Exploration - Xstrata - Rolleston West	1
Exploration - HLM - Rocklands	6
Fernlee Project	1
Foxleigh Mine	536
Goonyella Riverside Mine	2,664
Gregory Crinum Coal Mine	379
Hail Creek Mine	1,383
Horse Creek	3
Isaac Plains	421
Jeebropilly	16
Jellinbah East Mine	346
Jellinbah Plains	182
Kogan Creek Mine	74
Lake Vermont Mine	872
MDL 137, EPC 728, EPC 755	2
Meandu Mine (Tarong Energy)	500
Meteor Downs South	98
Middlemount Mine	582
Millennium Open Cut Mine	34
Minerva Mine	109
Moorvale Mine	347
Moorvale South Exploration & Developmen	6
Moranbah South	1
New Acland	190
New Burton Coal Mine	7
New Hope Exploration	1
New Oakleigh Mine	10
Newlands Mine - Open Cut	752
Norwich Park Mine	63
Oaky Creek Surface Operations	391
Olive Downs Project	2
Peak Downs Mine	2,201
Poitrel Mine	706
QCoal Northern Hub	704
Qcoal Pty Ltd	1
Red Mountain Infrastructure	63
Rolfe Creek (Capcoal)	5
Rolleston Mine	919
Saraji Mine	1,967
South Walker Creek Mine	879
Styx Project Extended	8
Valeria - EPC 25396	2
Valeria - MDL 219	10
Wandoan Coal Project	26
Waratah Coal - EPC 1040	3
West North Burton	1
Wilkie Creek Coal Mine	10
Winchester South	4
Yarrabee Mine	372
<b>Grand Total</b>	<b>31,983</b>

\* Only mines with a workforce greater than zero for the quarter are listed

**Queensland Coal Open Cut/Exploration Mines\***  
Reported number of workers as at 30 September 2020

Mine	No. of Workers
Anglo - Grosvenor Downs	5
Baralaba Coal Mine	379
Blackwater Mine	2,402
Blair Athol Mine	217
Bluff Mine	165
BMA Major Shutdowns - Saraji Mine	115
Bowen Basin Coal Exploration	15
Byerwen Mine	655
Callide Mine	813
Cameby Downs Coal Mine	133
Capcoal Surface Coal Mine (Old German C	986
Carmichael Coal Mine	238
Caval Ridge Mine Site	1,626
Clermont Coal Mine	626
Collinsville Mine	589
Commodore Mine	126
Coppabella Mine - Open Cut	489
Curragh Mine	1,818
Daunia Mine	839
Dawson Mine	1,353
Eagle Downs Exploration	3
Ensham Mine	364
Eureka Creek Village	98
Exp - Saraji West	1
Exploration - Ensham - MDL 217	10
Foxleigh Mine	526
Goonyella Riverside Mine	2,822
Gregory Crinum Coal Mine	392
Hail Creek Mine	1,335
Isaac Plains	446
Jeebropilly	10
Jellinbah East Mine	371
Jellinbah Plains	166
Jupiter Bulk Sample Pit	1
Kogan Creek Mine	75
Lake Vermont Mine	935
Meandu Mine (Tarong Energy)	496
Meteor Downs South	97
Middlemount Mine	506
Millennium Open Cut Mine	11
Minerva Mine	109
Moorvale Mine	281
New Acland	199
New Burton Coal Mine	2
New Oakleigh Mine	11
Newlands Mine - Open Cut	710
Oaky Creek Surface Operations	407
Olive Downs Project	7
Peak Downs Mine	2,247
Poitrel Mine	665
QCoal Northern Hub	625
Red Mountain Infrastructure	61
Rolleston Mine	909
Saraji Mine	2,109
South Walker Creek Mine	887
Styx Project Extended	4
Valeria - MDL 219	20
Wandoan Coal Project	20
Wilkie Creek Coal Mine	10
Yarrabee Mine	311
<b>Grand Total</b>	<b>31,848</b>

\* Only mines with a workforce greater than zero for the quarter are listed

**Queensland Coal Open Cut/Exploration Mines\***

Reported number of workers as at 31 December 2020

Mine	No. of Workers
Anglo - Grosvenor Downs	1
Baralaba Coal Mine	358
Blackwater Mine	2,208
Blair Athol Mine	181
Bluff Mine	125
BMA Major Shutdowns - Saraji Mine	329
BMC Exploration Areas Mine	3
Bowen Basin Coal Exploration	10
Burton Mine	1
Byerwen Mine	746
Callide Mine	742
Cameby Downs Coal Mine	169
Capcoal Surface Coal Mine (Old German Cr	817
Carmichael Coal Mine	343
Caval Ridge Mine Site	1,529
Clermont Coal Mine	612
Collinsville Mine	501
Commodore Coal project	1
Commodore Mine	126
Coppabella Mine - Open Cut	400
Curragh Mine	1,795
Daunia Mine	891
Dawson Mine	1,243
Ensham Mine	375
Eureka Creek Village	161
Exp - Saraji West	3
Exploration - Ensham - MDL 217	8
Foxleigh Mine	467
Goonyella Riverside Mine	3,002
Gregory Crinum Coal Mine	382
Hail Creek Mine	1,304
Isaac Plains	320
Jeebropilly	6
Jellinbah East Mine	399
Jellinbah Plains	101
Jupiter Bulk Sample Pit	21
Kogan Creek Mine	74
Lake Vermont Mine	850
Meandu Mine (Tarong Energy)	412
Meteor Downs South	101
Middlemount Mine	541
Millennium Open Cut Mine	4
Minerva Mine	86
Moorvale Mine	207
New Acland	162
New Burton Coal Mine	3
New Oakleigh Mine	8
Newlands Mine - Open Cut	630
Oaky Creek Surface Operations	294
Olive Downs Project	1
Peak Downs Mine	2,192
Poitrel Mine	627
QCoal Northern Hub	567
Red Mountain Infrastructure	63
Rolleston Mine	814
Saraji Mine	2,032
South Walker Creek Mine	826
Styx Project Extended	8
Valeria - MDL 219	21
Wandoan Coal Project	8
Wilkie Creek Coal Mine	11
Yarrabee Mine	306
<b>Grand Total</b>	<b>30,528</b>

\* Only mines with a workforce greater than zero for the quarter are listed

**Queensland Coal Open Cut/Exploration Mines\***

Reported number of workers as at 31 March 2021

Mine	No. of Workers
Baralaba Coal Mine	375
Blackwater Mine	2,054
Blair Athol Mine	185
Bluff Mine	7
BMA Major Shutdowns - Caval Ridge Mine	5
BMA Major Shutdowns - Saraji Mine	7
Bowen Basin Coal Exploration	1
Byerwen Mine	691
Callide Mine	820
Cameby Downs Coal Mine	172
Capcoal Surface Coal Mine (Old German Creek)	909
Carmichael Coal Mine	496
Caval Ridge Mine Site	1,478
Clermont Coal Mine	645
Collinsville Mine	444
Commodore Mine	121
Coppabella Mine - Open Cut	436
Curragh Mine	1,864
Daunia Mine	864
Dawson Mine	1,421
Ensham Mine	344
Eureka Creek Village	154
Exploration - Ensham - MDL 217	6
Foxleigh Mine	472
Goonyella Riverside Mine	2,481
Gregory Crinum Coal Mine	396
Hail Creek Mine	1,293
Isaac Plains	299
Jeebropilly	2
Jellinbah East Mine	397
Jupiter Bulk Sample Pit	44
Kogan Creek Mine	78
Lake Vermont Mine	995
Meandu Mine (Tarong Energy)	416
Meteor Downs South	92
Middlemount Mine	520
Millennium Open Cut Mine	1
Minerva Mine	79
Moorvale Mine	160
New Acland	158
New Burton Coal Mine	3
New Oakleigh Mine	7
Newlands Mine - Open Cut	656
Oaky Creek Surface Operations	265
Olive Downs Project	1
Peak Downs Mine	2,175
Poitrel Mine	626
QCoal Northern Hub	515
Red Mountain Infrastructure	61
Rolleston Mine	849
Saraji Mine	1,903
South Walker Creek Mine	967
Styx Project Extended	5
Valeria - MDL 219	21
Wandoan Coal Project	17
Wilkie Creek Coal Mine	12
Yarrabee Mine	345
<b>Grand Total</b>	<b>29,810</b>

\* Only mines with a workforce greater than zero for the quarter are listed

Queensland Coal Open Cut/Exploration Mines\*  
Reported number of workers as at 31 March 2014

Mine	No. of Workers
Baralaba Coal Mine	289
Blackwater Mine	1,791
Blair Athol Mine	19
BMA Exploration Areas Mine	85
Burton Mine	590
Byerwen Mine	1
Callide Mine	701
Cameby Downs Coal Mine	248
Capcoal Surface Coal Mine (Ex German Creek)	802
Carmichael Coal	14
Caval Ridge Mine Site	2,135
Clermont Coal Mine	773
Collinsville Mine	183
Commodore Mine	89
Coppabella	7
Coppabella Mine	707
Curragh Mine	1,347
Daunia Mine	832
Dawson Mine	1,384
Ensham Mine	375
EPC 722 Ellensfield Coal	1
Eureka Creek Village	130
Foxleigh Mine	410
Goonyella Riverside Mine	2,182
Gregory Mine	64
Gundyer	3
Hail Creek Mine	1,236
Isaac Plains	298
Jeebropilly Collieries	165
Jellinbah East Mine	486
Kogan Creek Mine	87
Lake Vermont Mine	738
Meandu Mine (Tarong Energy)	415
Middlemount Mine	483
Millennium Mine - Exploration and Development	1
Millennium Open Cut Mine	556
Minerva Mine	285
Monto Coal	2
Moorvale Mine	434
New Acland	320
New Hope Exploration	17
Newlands Open Cut	622
Norwich Park Mine	22
Oaky Creek Surface Operations	407
Peak Downs Mine	1,707
Poitrel Mine	400
QCoal Northern Hub	396
Red Mountain Joint Venture CHPP	63
Rolleston Mine	665
Saraji Mine	1,376
South Walker Creek Mine	463
West Rolleston Coal Pty Ltd	4
West Walker	2
Wilkie Creek Coal Mine	74
Willunga- Coxendean Willunga	11
Yarrabee Mine	504
<b>Total</b>	<b>27,401</b>

\* Only mines with a workforce greater than zero for the quarter are listed

Queensland Coal Open Cut/Exploration Mines\*  
Reported number of workers as at 30 June 2014

Mine	No. of Workers
Anglo American Metallurgical Coal Pty Ltd	2
Baralaba Coal Mine	272
Blackwater Mine	1,996
Blackwater South Project	3
Blair Athol Mine	18
BMA Exploration Areas Mine	113
Bogside Mining Industries	3
Broadlea Central Exploration Mine (EPC 667)	5
Broadlea North Mine	2
Bundi Project Exploration	1
Burton Mine	689
Byerwen Mine	16
Callide Mine	726
Cameby Downs Coal Mine	286
Capcoal Surface Coal Mine (Ex German Creek)	920
Carmichael Coal	24
Caval Ridge Mine Site	1,582
China Stone Project	35
Clermont Coal Mine	731
Collinsville Mine	287
Colton Coal Pty Ltd - SR - Maryborough Project	2
Commodore Mine	90
Coppabella Mine	646
CRR Bundaberg	4
Curragh Mine	1,170
Daunia Mine	926
Dawson Mine	1,243
Drake Coal	6
Eaglefield Mine (At North Goonyella)	123
East Tieri	11
Ebenezer	1
Endocoal Southern	5
Ensham Mine	380
EPC 1270 EPC 1271 EPC 1272 EPC 1273	1
EPC 1296	1
EPC 1643 & 2242	1
EPC 1738	1
EPC 1744	3
EPC 1746	1
EPC 1799	2
EPC 1806	2
EPC 2114	1
EPC 2221	2
EPC 2318, EPC 2327, EPC 2332	2
EPC 2386 - Lonesome Creek Project	5
EPC 722 Ellensfield Coal	2
EPC 729 Bluff	1
EPC 891 (Bandanna Energy Limited)	21
EPC 956	2
EPC Wongai Coal Project	1
Eureka Creek Village	134
Exp Argos Aquila Resources Qld Coal Exp	5
Exp Wombindi Coal Baralaba Coal Company	9
Exploration - Anglo Coal - Carlo Creek	3
Exploration - Anglo Coal - Foxleigh	5
Exploration - Carabella - Bluff	5
Exploration - Waratah Coal Pty Ltd	5
Exploration - Xstrata - Rolleston West	1
Foxleigh Mine	424
Goonyella Riverside Mine	2,232
Gregory Mine	49
Hail Creek Mine	1,206
Idalia Coal Exploration	3
Isaac Plains	306
Jeebropilly Collieries	156
Jellinbah East Mine	444
Kogan Creek Mine	86
Lake Vermont Mine	769
Meandu Mine (Tarong Energy)	469
Middlemount Mine	533
Millennium Open Cut Mine	613
Mimosa Coal Exploration Project	1
Minerva Mine	286
Mirtna Exploration Mine (EPC 926)	1
Monto Coal	2
Moorlands Project	5
Moorvale Mine	471
MORANBAH PROJECT - EPC 1653	2
New Acland	280
New Hope Exploration	17
Newlands Open Cut	616
Norwich Park Mine	40
Oaky Creek Surface Operations	512
Olive Downs South	7
Peak Downs Mine	1,555
Poitrel Mine	375
QCoal Northern Hub	406
Red Mountain Joint Venture CHPP	52
Resolve Coal	2
Rolle Creek (Capcoal)	5
Rolleston Mine	779
Saraji Mine	1,343
South Pentland	4
South Walker Creek Mine	516
Stanmore Coal Exploration	2
Stephens Creek	5
Suttor Creek	8
Tarong Energy Corporation Limited - SR - Kunioon	1
Tuan West exploration	1
U & D Mining	13
West Theodore Project - EPCs 2427 & 2426	1
West Walker	14
Wilkie Creek Coal Mine	18
Willunga- Coxendean Willunga	39
Winchester South	10
Yarrabee Mine	494
<b>Grand Total</b>	<b>27,707</b>

\* Only mines with a workforce greater than zero for the quarter are listed

Queensland Coal Open Cut/Exploration Mines\*  
Reported number of workers as at 30 September 2014

Mine	No. of Workers
Baralaba Coal Mine	239
Blackwater Mine	1,960
Blair Athol Mine	14
BMA Exploration Areas Mine	99
BMC Exploration Areas Mine	2
Burton Mine	566
Byerwen Mine	19
Callide Mine	727
Cameby Downs Coal Mine	138
Capcoal Surface Coal Mine (Ex German Creek)	881
Capricorn Coal	1
Carmichael Coal	34
Caval Ridge Mine Site	1,004
Clermont Coal Mine	707
Collinsville Mine	293
Commodore Mine	91
Coppabella	1
Coppabella Mine	636
Curragh Mine	1,229
Daunia Mine	606
Dawson Mine	1,241
Ensham Mine	361
EPC 722 Ellensfield Coal	46
Eureka Creek Village	116
Foxleigh Mine	401
Goonyella Riverside Mine	1,980
Gregory Mine	50
Hail Creek Mine	1,357
Horse Creek	1
Isaac Plains	303
Jeebropilly Collieries	123
Jellinbah East Mine	432
Kogan Creek Mine	83
Lake Vermont Mine	763
Meandu Mine (Tarong Energy)	475
Middlemount Mine	557
Millennium Open Cut Mine	556
Minerva Mine	283
Moorvale Mine	503
New Acland	321
New Hope Exploration	12
Newlands Open Cut	528
Norwich Park Mine	26
Oaky Creek Surface Operations	414
Peak Downs Mine	1,691
Poitrel Mine	368
QCoal Northern Hub	375
Red Mountain Joint Venture CHPP	51
Rolleston Mine	843
Saraji Mine	1,458
South Walker Creek Mine	509
West North Burton	1
West Walker	6
Wilkie Creek Coal Mine	14
Willunga- Coxendean Willunga	45
Yarrabee Mine	532
<b>Grand Total</b>	<b>26,072</b>

\* Only mines with a workforce greater than zero for the quarter are listed



**Queensland Coal Open Cut/Exploration Mines\***  
Reported number of workers as at 31 December 2014

Mine	No. of Workers
Blackwater Mine	1,643
Blair Athol Mine	23
BMA Exploration Areas Mine	68
Burton Mine	229
Byerwen Mine	12
Callide Mine	733
Cameby Downs Coal Mine	119
Capcoal Surface Coal Mine (Ex German Creek)	886
Capricorn Coal	6
Carmichael Coal	37
Caval Ridge Dragline Maintenance Area No.1	215
Caval Ridge Mine Site	750
Clermont Coal Mine	583
Collinsville Mine	361
Commodore Mine	88
Cooper Creek Project EPC 1607	3
Coppabella	6
Coppabella Mine	608
Curragh Mine	1,140
Daunia Mine	616
Dawson Mine	1,255
Ensham Mine	255
EPC 722 Ellensfield Coal	31
EPC 930 Richfield	7
Eureka Creek Village	62
Exp Wonbindi Coal Baralba Coal Company	215
Foxleigh Mine	426
Gooniyella Riverside Mine	1,692
Gregory Mine	53
Hail Creek Mine	1,527
Isaac Plains	255
Jeebropilly Collieries	126
Jellinbah East Mine	391
Kogan Creek Mine	72
Lake Vermont Mine	687
Meandu Mine (Tarong Energy)	471
Middlemount Mine	515
Millennium Mine - Exploration and Development	2
Millennium Open Cut Mine	555
Minerva Mine	279
Moorvale Mine	373
New Acland	319
New Hope Exploration	14
Newlands Open Cut	525
Norwich Park Mine	38
Oaky Creek Surface Operations	319
Peak Downs Mine	1,635
Poitrel Mine	358
QCoal Northern Hub	343
Red Mountain Joint Venture CHPP	51
Rolleston Mine	820
Saraji Mine	1,371
South Walker Creek Mine	502
West North Burton	6
West Walker	24
Wilkie Creek Coal Mine	16
Willunga- Coxendean Willunga	24
Yarrabee Mine	492
<b>Grand Total</b>	<b>24,232</b>

\* Only mines with a workforce greater than zero for the quarter are listed

**Queensland Coal Open Cut/Exploration Mines\***  
Reported number of workers as at 31 March 2015

Mine	No. of Workers
Blackwater Mine	1,658
Blair Athol Mine	19
BMA Exploration Areas Mine	63
Burton Mine	245
Byerwen Mine	3
Callide Mine	786
Cameby Downs Coal Mine	122
Capcoal Surface Coal Mine (Ex German Creek)	824
Carmichael Coal	31
Caval Ridge Dragline Maintenance Area No.1	50
Caval Ridge Mine Site	784
Clermont Coal Mine	637
Collinsville Mine	421
Commodore Mine	92
Coppabella Mine	571
Curragh Mine	1,454
Daunia Mine	619
Dawson Mine	1,342
Ensham Mine	287
Eureka Creek Village	71
Exp Wonbindi Coal Baralba Coal Company	158
Foxleigh Mine	387
Gooniyella Riverside Mine	1,630
Gregory Mine	48
Hail Creek Mine	1,448
Isaac Plains	8
Jeebropilly Collieries	123
Jellinbah East Mine	236
Jellinbah Plains	179
Kogan Creek Mine	81
Lake Vermont Mine	765
Meandu Mine (Tarong Energy)	461
Middlemount Mine	511
Millennium Open Cut Mine	513
Minerva Mine	274
Moorvale Mine	354
New Acland	315
New Hope Exploration	12
Newlands Open Cut	534
Norwich Park Mine	27
Oaky Creek Surface Operations	285
Peak Downs Mine	1,617
Poitrel Mine	341
QCoal Northern Hub	335
Red Mountain Joint Venture CHPP	50
Rolleston Mine	822
Saraji Mine	1,360
South Walker Creek Mine	468
West Walker	3
Wilkie Creek Coal Mine	10
Willunga- Coxendean Willunga	3
Yarrabee Mine	458
<b>Grand Total</b>	<b>23,895</b>

\* Only mines with a workforce greater than zero for the quarter are listed

**Queensland Coal Open Cut/Exploration Mines\***  
Reported number of workers as at 30 June 2015

Mine	No. of Workers
Bauple Exploration Pty Ltd	1
Blackwater Mine	1,654
Blackwater South Project	1
Blair Athol Mine	11
BMA Exploration Areas Mine	75
BMC Exploration Areas Mine	2
Bogside Mining Industries	3
Broadlea North Mine	2
Burton Mine	214
Byerwen Mine	10
Callide Mine	706
Cameby Downs Coal Mine	142
Capcoal Surface Coal Mine (Ex German Creek)	1,041
Carmichael Coal	16
Caval Ridge Mine Site	884
Clermont Coal Mine	653
Collinsville Mine	363
Commodore Mine	91
Coppabella Mine	598
Curragh Mine	1,659
Daunia Mine	706
Dawson Mine	1,276
Drake Coal	2
Elimatta Project (EPC 650)	1
Endocoal - CRM	2
Endocoal Southern	2
Ensham Mine	330
EPC 1643 & 2242	1
EPC 2128 Montrose Project	1
EPC 930 Richfield	13
EPC Wongai Coal Project	1
Eureka Creek Village	88
Exp Wonbindi Coal Baralba Coal Company	170
Exploration - Ensham - MDL 217 MDL 218	4
Exploration - Waratah Coal Pty Ltd	2
Exploration - Xstrata - Rolleston Mine-EPC 538	1
Exploration - Xstrata - Rolleston West	1
Fairway Coal Pty Ltd	2
Foxleigh Mine	445
Gooniyella Riverside Mine	1,793
Gregory Mine	36
Hail Creek Mine	1,412
Isaac Plains	2
Jeebropilly Collieries	129
Jellinbah East Mine	226
Jellinbah Plains	201
Kogan Creek Mine	58
Lake Vermont Mine	633
Matilda Coal - Dingo Exploration Project	3
Meandu Mine (Tarong Energy)	432
Middlemount Mine	506
Millennium Mine - Exploration and Development	2
Millennium Open Cut Mine	519
Mimosa Coal Exploration Project	1
Minerva Mine	279
Moorlands Project	4
Moorvale Mine	373
New Acland	312
New Hope Exploration	7
Newlands Open Cut	560
Norwich Park Mine	29
Oaky Creek Surface Operations	309
Peak Downs Mine	1,583
Poitrel Mine	373
QCoal Northern Hub	413
Red Mountain Joint Venture CHPP	50
Resolve Coal	1
Rolleston Mine	953
Saraji Mine	1,520
South Walker Creek Mine	532
Stanmore Coal Ltd	2
U & D Mining	3
Vale Exploration	19
West North Burton	3
West Rolleston Coal Pty Ltd	1
West Theodore Project - EPCs 2427 & 2426	6
West Walker	32
Wilkie Creek Coal Mine	7
Willunga- Coxendean Willunga	2
Winchester South	1
Yarrabee Mine	440
<b>Grand Total</b>	<b>24,941</b>

\* Only mines with a workforce greater than zero for the quarter are listed

**Queensland Coal Open Cut/Exploration Mines\***  
Reported number of workers as at 30 September 2015

Mine	No. of Workers
Blackwater Mine	1,914
Blair Athol Mine	14
BMA Exploration Areas Mine	63
Burton Mine	220
Byerwen Mine	8
Callide Mine	656
Cameby Downs Coal Mine	127
Capcoal Surface Coal Mine (Ex German Creek)	840
Carmichael Coal	14
Caval Ridge Dragline Maintenance Area No.1	37
Caval Ridge Mine Site	864
Clermont Coal Mine	659
Collinsville Mine	253
Commodore Mine	79
Coppabella	1
Coppabella Mine	526
Curragh Mine	1,426
Daunia Mine	715
Dawson Mine	1,354
Ensham Mine	301
EPC 930 Richfield	5
Eureka Creek Village	115
Exp Wonbindi Coal Baralaba Coal Company	127
Foxleigh Mine	464
Goonyella Riverside Mine	2,051
Gregory Mine	41
Hail Creek Mine	1,394
Isaac Plains	2
Jeebropilly Collieries	131
Jellinbah East Mine	231
Jellinbah Plains	190
Kogan Creek Mine	62
Lake Vermont Mine	745
Meandu Mine (Tarong Energy)	435
Middlemount Mine	569
Millennium Open Cut Mine	507
Minerva Mine	270
Monto Coal	2
Moorvale Mine	370
New Acland	313
New Hope Exploration	2
Newlands Open Cut	565
Norwich Park Mine	29
Oaky Creek Surface Operations	278
Peak Downs Mine	1,737
Poitrel Mine	356
QCoal Northern Hub	472
Red Mountain Joint Venture CHPP	51
Rolleston Mine	1,013
Saraji Mine	1,623
South Walker Creek Mine	548
West North Burton	11
West Rolleston Coal Pty Ltd	11
West Walker	17
Wilkie Creek Coal Mine	6
Yarrabee Mine	469
<b>Grand Total</b>	<b>25,283</b>

\* Only mines with a workforce greater than zero for the quarter are listed

**Queensland Coal Open Cut/Exploration Mines\***  
Reported number of workers as at 31 December 2015

Mine	No. of Workers
Blackwater Mine	1,950
Blair Athol Mine	13
BMA Exploration Areas Mine	142
Burton Mine	224
Byerwen Mine	4
Callide Mine	666
Cameby Downs Coal Mine	132
Capcoal Surface Coal Mine (Ex German Creek)	660
Caval Ridge Mine Site	916
Clermont Coal Mine	649
Collinsville Mine	282
Commodore Mine	81
Coppabella Mine	496
Curragh Mine	1,140
Daunia Mine	714
Dawson Mine	1,248
Ensham Mine	308
EPC 930 Richfield	10
Eureka Creek Village	112
Exp Wonbindi Coal Baralaba Coal Company	161
Foxleigh Mine	392
Goonyella Riverside Mine	1,914
Gregory Mine	27
Hail Creek Mine	1,357
Isaac Plains	5
Isaac Plains Dragline Maintenance Area No. 1	33
Jeebropilly Collieries	129
Jellinbah East Mine	227
Jellinbah Plains	191
Kogan Creek Mine	61
Lake Vermont Mine	741
Meandu Mine (Tarong Energy)	524
Middlemount Mine	495
Millennium Mine - Exploration and Development	4
Millennium Open Cut Mine	510
Minerva Mine	291
Moorvale Mine	363
New Acland	318
New Hope Exploration	7
Newlands Open Cut	546
Norwich Park Mine	26
Oaky Creek Surface Operations	402
Peak Downs Mine	1,555
Poitrel Mine	367
QCoal Northern Hub	477
Red Mountain Joint Venture CHPP	53
Rolleston Mine	898
Saraji Mine	1,659
South Walker Creek Mine	525
West North Burton	16
West Walker	5
Wilkie Creek Coal Mine	7
Yarrabee Mine	405
<b>Grand Total</b>	<b>24,438</b>

\* Only mines with a workforce greater than zero for the quarter are listed

**Queensland Coal Open Cut/Exploration Mines\***  
Reported number of workers as at 31 March 2016

Mine	No. of Workers
Blackwater Mine	1,824
Blair Athol Mine	12
Burton Mine	247
Callide Mine	614
Cameby Downs Coal Mine	152
Caval Ridge Mine Site	1,027
Clermont Coal Mine	684
Collinsville Mine	165
Commodore Mine	86
Coppabella Mine	473
Curragh Mine	1,126
Daunia Mine	696
Dawson Mine	1,220
Ensham Mine	281
Eureka Creek Village	85
Foxleigh Mine	387
Goonyella Riverside Mine	1,893
Gregory Mine	4
Hail Creek Mine	1,323
Isaac Plains	124
Kogan Creek Mine	58
Lake Vermont Mine	643
Meandu Mine (Tarong Energy)	530
Middlemount Mine	502
Millennium Open Cut Mine	519
Minerva Mine	273
Moorvale Mine	373
Norwich Park Mine	23
Oaky Creek Surface Operations	259
Peak Downs Mine	1,495
Poitrel Mine	366
Rolleston Mine	824
Saraji Mine	1,568
South Walker Creek Mine	464
Wilkie Creek Coal Mine	7
Yarrabee Mine	391
Capcoal Surface Coal Mine (Ex German Creek)	699
New Acland	325
QCoal Northern Hub	484
Jellinbah East Mine	227
BMA Exploration Areas Mine	51
Byerwen Mine	3
Coppabella	3
Jellinbah Plains	182
Jeebropilly Collieries	136
Newlands Coal Mine	597
Red Mountain Infrastructure	51
Exp Wonbindi Coal Baralaba Coal Company	86
<b>Grand Total</b>	<b>23,562</b>

\* Only mines with a workforce greater than zero for the quarter are listed

**Queensland Coal Open Cut/Exploration Mines\***  
Reported number of workers as at 30 June 2016

Mine	No. of Workers
Biloela Energy - Callide	1
Blackwater Mine	1,795
Blair Athol Mine	10
BMA Exploration Areas Mine	70
BMC Exploration Areas Mine	3
Bowen Basin Coal Exploration	2
Burton Mine	227
Byerwen Mine	1
Callide Mine	570
Cameby Downs Coal Mine	135
Capcoal Surface Coal Mine (Ex German Creek)	681
Caval Ridge Mine Site	1,046
Clermont Coal Mine	624
Collinsville Mine	88
Commodore Mine	73
Coppabella	12
Coppabella Mine	478
Crinum Mine	21
Curragh Mine	1,098
Daunia Mine	708
Dawson Mine	1,219
Ensham Mine Surface	288
EPC 1643 & 2242	1
EPC 739 & MDL 443	2
EPC1274 & EPC1276	2
Eureka Creek Village	85
Exevale Exploration Mine	1
Exp - Civil & Mining Resources Dawson West	2
Exp - Rio Tinto Exploration - CRR - Valeria	4
Exp Wonbindi Coal Baralaba Coal Company	9
Exploration - CAML - Foxleigh Project	2
Exploration - Ensham - MDL 217 MDL 218	4
Exploration - Waratah Coal Pty Ltd	2
Exploration - Xstrata - Rolleston Mine-EPC 538	1
Exploration - Xstrata - Rolleston West	2
Fairway Coal Pty Ltd	2
Foxleigh Mine	363
Goonyella Riverside Mine	1,787
Gregory Mine	2
Haenke #3	2
Hail Creek Mine	1,395
Isaac Plains	207
Isaac Plains East Exploration	2
Jeebropilly Collieries	136
Jellinbah East Mine	231
Jellinbah Plains	201
Kogan Creek Mine	55
Lake Vermont Mine	678
Mackenzie Project	1
Matilda Coal - Dingo Exploration Project	1
Meandu Mine (Tarong Energy)	478
Middlemount Mine	510
Millennium Open Cut Mine	502
Minerva Mine	251
Moorvale Mine	319
New Acland	339
Newlands Coal Mine	619
Norwich Park Mine	25
Oaky Creek Surface Operations	251
Olive Downs South	1
Peak Downs Mine	1506
Poitrel Mine	377
QCoal Northern Hub	493
Red Mountain Infrastructure	52
Rolfe Creek (Capcoal)	1
Rolleston Mine	894
Saraji Mine	1,713
South Walker Creek Mine	438
Wandoan Coal Project	1
Wilkie Creek Coal Mine	8
Yarrabee Mine	392
<b>Grand Total</b>	<b>23,500</b>

\* Only mines with a workforce greater than zero for the quarter are listed

**Queensland Coal Open Cut/Exploration Mines\***  
Reported number of workers as at 30 September 2016

Mine	No. of Workers
Baralaba Coal Mine	6
Blackwater Mine	1,762
Blair Athol Mine	6
BMA Exploration Areas Mine	26
BMC Exploration Areas Mine	8
Burton Mine	192
Callide Mine	596
Cameby Downs Coal Mine	136
Capcoal Surface Coal Mine (Ex German Creek)	641
Caval Ridge Mine Site	1,085
Clermont Coal Mine	610
Collinsville Mine	128
Commodore Mine	79
Coppabella	8
Coppabella Mine	467
Curragh Mine	1,360
Daunia Mine	692
Dawson Mine	1,211
Ensham Mine	285
Eureka Creek Village	74
Foxleigh Mine	414
Goonyella Riverside Mine	1,748
Gregory Mine	2
Hail Creek Mine	1,360
Isaac Plains	231
Jeebropilly Collieries	143
Jellinbah East Mine	233
Jellinbah Plains	196
Kogan Creek Mine	61
Lake Vermont Mine	765
Meandu Mine (Tarong Energy)	564
Middlemount Mine	505
Millennium Mine - Exploration and Development	1
Millennium Open Cut Mine	514
Minerva Mine	247
Moorvale Mine	343
New Acland	379
Newlands Coal Mine	561
Norwich Park Mine	22
Oaky Creek Surface Operations	245
Peak Downs Mine	1,521
Poitrel Mine	410
QCoal Northern Hub	441
Red Mountain Infrastructure	50
Rolleston Mine	819
Saraji Mine	1,658
South Walker Creek Mine	599
Wilkie Creek Coal Mine	10
Yarrabee Mine	388
<b>Grand Total</b>	<b>23,802</b>

\* Only mines with a workforce greater than zero for the quarter are listed

**Queensland Coal Open Cut/Exploration Mines\***  
Reported number of workers as at 31 December 2016

Mine	No. of Workers
Baralaba Coal Mine	7
Blackwater Mine	1,932
Blair Athol Mine	7
BMA Exploration Areas Mine	19
BMC Exploration Areas Mine	5
Burton Mine	139
Byerwen Mine	1
Callide Mine	582
Cameby Downs Coal Mine	144
Capcoal Surface Coal Mine (Ex German Creek)	611
Caval Ridge Mine Site	1,143
Clermont Coal Mine	602
Collinsville Mine	177
Commodore Mine	84
Coppabella	4
Coppabella Mine	467
Curragh Mine	1,480
Daunia Mine	706
Dawson Mine	1,234
Ensham Mine	265
Eureka Creek Village	82
Exp - Fitzroy (CQ) Pty Ltd Exploration - CRM	3
Foxleigh Mine	388
Goonyella Riverside Mine	2,002
Gregory Mine	2
Hail Creek Mine	1,443
Isaac Plains	213
Jeebropilly Collieries	120
Jellinbah East Mine	262
Jellinbah Plains	190
Kogan Creek Mine	62
Lake Vermont Mine	674
Meandu Mine (Tarong Energy)	504
Middlemount Mine	504
Millennium Open Cut Mine	501
Minerva Mine	253
Moorvale Mine	386
New Acland	349
Newlands Coal Mine	651
Norwich Park Mine	21
Oaky Creek Surface Operations	212
Olive Downs Project	4
Peak Downs Mine	1,519
Poitrel Mine	477
QCoal Northern Hub	403
Red Mountain Infrastructure	48
Rolleston Mine	812
Saraji Mine	1,636
South Walker Creek Mine	614
Wilkie Creek Coal Mine	9
Yarrabee Mine	417
<b>Grand Total</b>	<b>24,370</b>

\* Only mines with a workforce greater than zero for the quarter are listed

**Queensland Coal Open Cut/Exploration Mines\***  
Reported number of workers as at 31 March 2017

Mine	No. of Workers
Blackwater Mine	1,704
Blair Athol Mine	7
BMA Exploration Areas Mine	17
Burton Mine	17
Byerwen Mine	1
Callide Mine	609
Cameby Downs Coal Mine	145
Capcoal Surface Coal Mine (Ex German Creek)	472
Caval Ridge Mine Site	1,203
Clermont Coal Mine	605
Collinsville Mine	322
Commodore Mine	89
Coppabella Mine	486
Curragh Mine	1,531
Daunia Mine	685
Dawson Mine	1,221
Ensham Mine	273
Eureka Creek Village	83
Exp - Fitzroy (CQ) Pty Ltd Exploration - CRM	2
Exp Wonbindi Coal Baralaba Coal Company	10
Foxleigh Mine	322
Goonyella Riverside Mine	2,087
Gregory Mine	13
Hail Creek Mine	1,490
Isaac Plains	213
Jeebropilly Collieries	121
Jellinbah East Mine	249
Jellinbah Plains	201
Kogan Creek Mine	64
Lake Vermont Mine	686
Meandu Mine (Tarong Energy)	523
Middlemount Mine	511
Millennium Open Cut Mine	470
Minerva Mine	249
Moorvale Mine	385
New Acland	339
Newlands Coal Mine	641
Norwich Park Mine	23
Oaky Creek Surface Operations	184
Olive Downs Project	4
Peak Downs Mine	1,619
Poitrel Mine	423
QCoal Northern Hub	399
Red Mountain Infrastructure	47
Rolleston Mine	921
Saraji Mine	1,572
South Walker Creek Mine	562
Wilkie Creek Coal Mine	11
Yarrabee Mine	407
<b>Grand Total</b>	<b>24,218</b>

\* Only mines with a workforce greater than zero for the quarter are listed

**Queensland Coal Open Cut/Exploration Mines\***  
Reported number of workers as at 30 June 2017

Mine	No. of Workers
Baralaba Coal Mine	1
Blackwater Mine	1,740
Blair Athol Mine	21
BMA Exploration Areas Mine	20
BMC Exploration Areas Mine	5
Burton Mine	18
Byerwen Mine	10
Callide Mine	653
Cameby Downs Coal Mine	146
Capcoal Surface Coal Mine (Ex German Creek)	484
Caval Ridge Mine Site	1,269
Clermont Coal Mine	604
Collinsville Mine	384
Commodore Mine	85
Coppabella	6
Coppabella Mine	520
Crinum Mine	9
Curragh Mine	1,532
Daunia Mine	759
Dawson Mine	1,206
Denham Park (EPC 1731)	1
Dingo West Project	1
Elimatta Project (EPC 650)	1
Ensham Mine Surface	276
EPC 912	1
Eureka Creek Village	107
Exp - Argos - Aquila Resources - Duaringa-Walton	1
Exp - BHP - CRR - BMA Exploration Areas Mine	2
Exp - Civil & Mining Resources Dawson West	2
Exp - Glencore - CRM - Newlands	1
Exp - Limestone Hill EPC 1710	1
Exp - Vitrinite Pty Ltd - CRM	3
Exp Wonbindi Coal Baralaba Coal Company	5
Exploration - Anglo Coal - Foxleigh	1
Exploration - Ensham - MDL 217 MDL 218	4
Exploration - Waratah Coal Pty Ltd	4
Exploration - Xstrata - Rolleston West	4
Fairway Coal Pty Ltd	2
Foxleigh Mine	425
Goonyella Riverside Mine	2,103
Gregory Mine	15
Haenke #3	2
Hail Creek Mine	1,531
Isaac Plains	264
Isaac Plains East Exploration	1
Jeebropilly Collieries	124
Jellinbah East Mine	262
Jellinbah Plains	190
Kogan Creek Mine	63
Lake Vermont Mine	709
Meandu Mine (Tarong Energy)	528
Middlemount Mine	560
Millennium Open Cut Mine	472
Mimosa Coal Exploration Project	2
Minerva Mine	259
Monto Coal	1
Moorvale Mine	403
New Acland	379
Newlands Coal Mine	663
Norwich Park Mine	25
Oaky Creek Surface Operations	134
Olive Downs Project	4
Peak Downs Mine	1,913
Poitrel Mine	485
QCoal Northern Hub	350
Red Mountain Infrastructure	48
Rolleston Mine	946
Sagittarius EPC 2391	1
Saraji Mine	1,647
South Walker Creek Mine	595
Wandoan Coal Project	3
Wilkie Creek Coal Mine	12
Yarrabee Mine	395
<b>Grand Total</b>	<b>25,403</b>

\* Only mines with a workforce greater than zero for the quarter are listed

**Queensland Coal Open Cut/Exploration Mines\***  
Reported number of workers as at 30 September 2017

Mine	No. of Workers
Baralaba Coal Mine	8
Blackwater Mine	1,828
Blair Athol Mine	62
BMC Exploration Areas Mine	2
Burton Mine	21
Byerwen Mine	188
Callide Mine	677
Cameby Downs Coal Mine	144
Capcoal Surface Coal Mine (Ex German Creek)	664
Capricorn Coal	1
Carmichael Coal Mine	29
Caval Ridge Mine Site	1,474
Clermont Coal Mine	612
Collinsville Mine	330
Commodore Mine	79
Coppabella	8
Coppabella Mine	562
Curragh Mine	1,666
Daunia Mine	761
Dawson Mine	1,271
Ensham Mine	264
Eureka Creek Village	85
Exp - Fitzroy (CQ) Pty Ltd Exploration - CRM	9
Foxleigh Mine	469
Goonyella Riverside Mine	1,984
Gregory Mine	15
Hail Creek Mine	1,577
Isaac Plains	201
Jeebropilly Collieries	126
Jellinbah East Mine	265
Jellinbah Plains	215
Kogan Creek Mine	68
Lake Vermont Mine	828
Meandu Mine (Tarong Energy)	548
Middlemount Mine	575
Millennium Open Cut Mine	493
Minerva Mine	262
Moorvale Mine	335
New Acland	356
Newlands Coal Mine	728
Norwich Park Mine	25
Oaky Creek Surface Operations	175
Olive Downs Project	8
Peak Downs Mine	1,771
Poitrel Mine	466
QCoal Northern Hub	393
Red Mountain Infrastructure	48
Rolleston Mine	1,033
Saraji Mine	1,713
South Walker Creek Mine	722
Wilkie Creek Coal Mine	17
Yarrabee Mine	449
<b>Grand Total</b>	<b>26,610</b>

\* Only mines with a workforce greater than zero for the quarter are listed

**Queensland Coal Open Cut/Exploration Mines\***  
Reported number of workers as at 31 December 2017

Mine	No. of Workers
Baralaba Coal Mine	20
Blackwater Mine	1,836
Blair Athol Mine	76
BMA Major Shutdowns Mine - CRM	176
BMC Exploration Areas Mine	2
Broadlea North Mine	80
Burton Mine	35
Byerwen Mine	436
Callide Mine	708
Cameby Downs Coal Mine	153
Capcoal Surface Coal Mine (Ex German Creek)	653
Capricorn Coal	3
Carmichael Coal Mine	29
Caval Ridge Mine Site	1,650
Clermont Coal Mine	605
Collinsville Mine	373
Commodore Mine	75
Coppabella Mine	494
Curragh Mine	1,662
Daunia Mine	734
Dawson Mine	1,314
Ensham Mine	264
Eureka Creek Village	94
Exp - Fitzroy (CQ) Pty Ltd Exploration - CRM	5
Foxleigh Mine	499
Goonyella Riverside Mine	2,148
Gregory Mine	18
Hail Creek Mine	1,703
Isaac Plains	204
Jeebropilly Collieries	111
Jellinbah East Mine	273
Jellinbah Plains	237
Kogan Creek Mine	66
Lake Vermont Mine	714
MDL 453 Cooroorah	1
Meandu Mine (Tarong Energy)	592
Meteor Downs South	11
Middlemount Mine	585
Millennium Open Cut Mine	456
Minerva Mine	261
Moorvale Mine	401
New Acland	333
New Burton Coal Mine	1
Newlands Coal Mine	694
Norwich Park Mine	46
Oaky Creek Surface Operations	170
Olive Downs Project	8
Peak Downs Mine	1,647
Poitrel Mine	491
QCoal Northern Hub	396
Red Mountain Infrastructure	48
Rolleston Mine	892
Saraji Mine	1,690
South Walker Creek Mine	745
Wilkie Creek Coal Mine	14
Yarrabee Mine	421
<b>Grand Total</b>	<b>27,353</b>

\* Only mines with a workforce greater than zero for the quarter are listed

**Queensland Coal Open Cut/Exploration Mines\***  
Reported number of workers as at 31 March 2018

Mine	No. of Workers
Baralaba Coal Mine	42
Blackwater Mine	1,921
Blair Athol Mine	118
BMA Major Shutdowns Mine - Blackwater	213
BMA Major Shutdowns Mine - CRM	3
BMC Exploration Areas Mine	3
Broadlea North Mine	50
Burton Mine	9
Byerwen Mine	451
Callide Mine	846
Cameby Downs Coal Mine	151
Capcoal Surface Coal Mine (Ex German Creek)	751
Carmichael Coal Mine	22
Caval Ridge Mine Site	2,007
Clermont Coal Mine	616
Collinsville Mine	434
Commodore Mine	83
Coppabella	2
Coppabella Mine	519
Curragh Mine	1,663
Daunia Mine	772
Dawson Mine	1,334
Ensham Mine	298
Eureka Creek Village	85
Exp - Fitzroy (CQ) Pty Ltd Exploration - CRM	2
Foxleigh Mine	469
Goonyella Riverside Mine	2,102
Gregory Mine	20
Hail Creek Mine	1,658
Isaac Plains	165
Jeebropilly Collieries	117
Jellinbah East Mine	275
Jellinbah Mackenzie North Construction Area	18
Jellinbah Plains	207
Kogan Creek Mine	72
Lake Vermont Mine	734
MDL 453 Cooroorah	1
Meandu Mine (Tarong Energy)	563
Meteor Downs South	26
Middlemount Mine	569
Millennium Open Cut Mine	464
Minerva Mine	274
Monto Coal	2
Moorvale Mine	398
New Acland	338
New Burton Coal Mine	38
Newlands Coal Mine	697
Norwich Park Mine	57
Oaky Creek Surface Operations	205
Olive Downs Project	1
Peak Downs Mine	1,718
Poitrel Mine	504
QCoal Northern Hub	394
Red Mountain Infrastructure	70
Rolleston Mine	934
Saraji Mine	1,642
South Walker Creek Mine	639
West North Burton	4
Wilkie Creek Coal Mine	15
Willunga- Coxendean Willunga	2
Yarrabee Mine	418
<b>Grand Total</b>	<b>28,205</b>

\* Only mines with a workforce greater than zero for the quarter are listed

**Queensland Coal Open Cut/Exploration Mines\***  
Reported number of workers as at 30 June 2018

Mine	No. of Workers
Anglo - Grosvenor Downs	8
Baralaba Coal Mine	200
Blackwater Mine	1,903
Blair Athol Mine	136
BMA Major Shutdowns - Saraji Mine	157
BMC Exploration Areas Mine	144
Broadlea North Mine	62
Burton Mine	6
Byerwen Mine	492
Callide Mine	969
Cameby Downs Coal Mine	177
Capcoal Surface Coal Mine (Ex German Creek)	787
Carmichael Coal Mine	45
Caval Ridge Mine Site	2,004
Clermont Coal Mine	609
Collinsville Mine	486
Commodore Mine	89
Coppabella	9
Coppabella Mine	603
Crinum Mine	15
Curragh Mine	1,717
Daunia Mine	785
Dawson Mine	1,404
Dingo West Project	1
Ensham Mine Surface	329
EPC 729	4
Eureka Creek Village	93
Exp - Argos - Aquila Resources - Duaringa-Walton	1
Exp - BHP - CRR - BMA Exploration Areas Mine	3
Exp - Glencore - CRM - Newlands	4
Exp - Vitriinite Pty Ltd - CRM	2
Exploration - CAML - Foxleigh Project	1
Exploration - Ensham - MDL 217 MDL 218	4
Fairway Coal Pty Ltd	4
Foxleigh Mine	524
Goonyella Riverside Mine	2,165
Gregory Mine	23
Hail Creek Mine	1,689
Isaac Plains	177
Isaac Plains East Exploration	4
Jeebropilly Collieries	113
Jellinbah East Mine	287
Jellinbah Mackenzie North Construction Area	104
Jellinbah Plains	212
Kogan Creek Mine	80
Lake Vermont Mine	775
Meandu Mine (Tarong Energy)	581
Meteor Downs South	34
Middlemount Mine	594
Millennium Open Cut Mine	394
Millmerran Power Management Pty Ltd	1
Minerva Mine	276
Monto Coal	2
Moorvale Mine	413
New Acland	337
New Burton Coal Mine	117
New Hope Exploration	1
Newlands Coal Mine	714
Norwich Park Mine	54
Oaky Creek Surface Operations	327
Olive Downs Project	4
Peak Downs Mine	1,896
Poitrel Mine	534
QCoal Northern Hub	443
Red Mountain Infrastructure	79
Rolleston Mine	973
Sagittarius EPC 2391	2
Saraji Mine	1,857
Sarum	6
South Walker Creek Mine	616
Wandoan Coal Project	4
Waratah Coal - EPC 1053	1
West North Burton	2
Wilkie Creek Coal Mine	17
Yarrabee Mine	421
<b>Grand Total</b>	<b>30,106</b>

\* Only mines with a workforce greater than zero for the quarter are listed

**Queensland Coal Open Cut/Exploration Mines\***  
Reported number of workers as at 30 September 2018

Mine	No. of Workers
Baralaba Coal Mine	302
Blackwater Mine	2,038
Blair Athol Mine	179
BMA Major Shutdowns - Caval Ridge Mine	50
BMA Major Shutdowns - Saraji Mine	111
BMC Exploration Areas Mine	65
Broadlea North Mine	48
Burton Mine	9
Byerwen Mine	535
Callide Dragline Maintenance Area No. 1	83
Callide Mine	885
Cameby Downs Coal Mine	152
Capcoal Surface Coal Mine (Old German Creek)	881
Carmichael Coal Mine	30
Caval Ridge Mine Site	1,683
Clermont Coal Mine	651
Collinsville Mine	405
Commodore Mine	93
Coppabella	10
Coppabella Mine	608
Curragh Mine	1,753
Daunia Mine	748
Dawson Mine	1,444
Ensham Mine	345
Eureka Creek Village	86
Foxleigh Mine	542
Goonyella Riverside Mine	2,434
Gregory Mine	25
Gundyer	6
Hail Creek Mine	1,666
Isaac Plains	219
Jeebropilly Collieries	114
Jellinbah East Mine	297
Jellinbah Mackenzie North Construction Area	111
Jellinbah Plains	202
Kogan Creek Mine	71
Lake Vermont Mine	792
Meandu Mine (Tarong Energy)	581
Meteor Downs South	42
Middlemount Mine	596
Millennium Open Cut Mine	334
Minerva Mine	280
Monto Coal	1
Moorvale Mine	403
New Acland	351
New Burton Coal Mine	173
Newlands Coal Mine	746
Norwich Park Mine	35
Oaky Creek Surface Operations	218
Olive Downs North Project	5
Olive Downs Project	7
Peak Downs Mine	1,951
Poitrel Mine	593
QCoal Northern Hub	473
Red Mountain Infrastructure	73
Rolleston Mine	995
Saraji Mine	1,908
South Walker Creek Mine	581
West North Burton	2
Wilkie Creek Coal Mine	20
Yarrabee Mine	424
<b>Grand Total</b>	<b>30,465</b>

\* Only mines with a workforce greater than zero for the quarter are listed

**Queensland Coal Open Cut/Exploration Mines\***  
Reported number of workers as at 31 December 2018

Mine	No. of Workers
Baralaba Coal Mine	302
Blackwater Mine	2,053
Blair Athol Mine	178
Bluff Mine	108
BMA Major Shutdowns - Saraji Mine	163
Broadlea North Mine	1
Burton Mine	23
Byerwen Mine	562
Callide Mine	837
Cameby Downs Coal Mine	161
Capcoal Surface Coal Mine (Old German Creek)	817
Capricorn Coal	4
Carmichael Coal Mine	39
Caval Ridge Mine Site	1,519
Clermont Coal Mine	640
Collinsville Mine	350
Commodore Mine	93
Coppabella	5
Coppabella Mine	763
Curragh Mine	1,705
Daunia Mine	746
Dawson Mine	1,483
Ensham Mine	335
Eureka Creek Village	87
EXP Comet Coal & Coke - The Range	2
Foxleigh Mine	543
Goonyella Riverside Mine	2,499
Gregory Mine	13
Gundyer	1
Hail Creek Mine	1,585
Isaac Plains	270
Jeebropilly Collieries	114
Jellinbah East Mine	293
Jellinbah Mackenzie North Construction Area	85
Jellinbah Plains	199
Kogan Creek Mine	68
Lake Vermont Mine	815
Meandu Mine (Tarong Energy)	567
Meteor Downs South	37
Middlemount Mine	606
Millennium Open Cut Mine	124
Minerva Mine	274
Moorvale Mine	421
Moorvale South	7
New Acland	356
New Burton Coal Mine	27
Newlands Coal Mine	681
Norwich Park Mine	39
Oaky Creek Surface Operations	218
Olive Downs Project	6
Peak Downs Mine	2,031
Poitrel Mine	694
QCoal Northern Hub	524
Red Mountain Infrastructure	77
Rolleston Mine	1,101
Saraji Mine	1,842
South Walker Creek Mine	562
West North Burton	16
Wilkie Creek Coal Mine	19
Yarrabee Mine	436
<b>Grand Total</b>	<b>30,126</b>

\* Only mines with a workforce greater than zero for the quarter are listed

**Queensland Coal Open Cut/Exploration Mines\***  
Reported number of workers as at 31 March 2019

Mine	No. of Workers
Blackwater Mine	2,107
Blair Athol Mine	410
Bluff Mine	162
BMC Exploration Areas Mine	1
Burton Mine	12
Byerwen Mine	488
Callide Mine	845
Cameby Downs Coal Mine	161
Capcoal Surface Coal Mine (Old German Creek)	906
Capricorn Coal	5
Carmichael Coal Mine	32
Caval Ridge Mine Site	1,550
Clermont Coal Mine	638
Collinsville Mine	407
Commodore Mine	94
Coppabella	3
Coppabella Mine	685
Curragh Mine	1,944
Daunia Mine	793
Dawson Mine	1,457
Ensham Mine	351
Eureka Creek Village	97
Foxleigh Mine	494
Goonyella Riverside Mine	2,403
Gregory Crinum Coal Mine	15
Hail Creek Mine	1,281
Isaac Plains	318
Jeebropilly Collieries	123
Jellinbah East Mine	299
Jellinbah Mackenzie North Construction Area	69
Jellinbah Plains	200
Kogan Creek Mine	76
Lake Vermont Mine	811
Meandu Mine (Tarong Energy)	572
Meteor Downs South	45
Middlemount Mine	630
Millennium Open Cut Mine	95
Minerva Mine	291
Moorvale Mine	401
Moorvale South	7
Moorvale South Exploration & Development	5
New Acland	361
New Burton Coal Mine	18
Newlands Mine - Open Cut	735
Norwich Park Mine	34
Olive Downs Project	3
Peak Downs Mine	2,106
Poitrel Mine	667
QCoal Northern Hub	594
Red Mountain Infrastructure	61
Rolleston Mine	999
Saraji Mine	1,846
South Walker Creek Mine	595
West North Burton	3
West Rolleston Coal Pty Ltd	1
Wilkie Creek Coal Mine	20
Willunga- Coxendean Willunga	1
Yarrabee Mine	449
<b>Grand Total</b>	<b>29,776</b>

\* Only mines with a workforce greater than zero for the quarter are listed

**Queensland Coal Open Cut/Exploration Mines\***  
Reported number of workers as at 30 June 2019

Mine	No. of Workers
Auriga Coal - Capella	1
Australian Environmental Coals Pty Ltd Bowenville	1
Baralaba Coal Mine	270
Bauple Exploration Pty Ltd	2
Blackwater Mine	2,075
Blair Athol Mine	267
Bluff Mine	150
BMA Major Shutdowns Mine - Blackwater	1
BMA Major Shutdowns Mine - Peak Downs Mine	224
Burton Mine	21
Byerwen Mine	558
Callide Mine	832
Cameby Downs Coal Mine	169
Capcoal Surface Coal Mine (Old German Creek)	955
Carmichael Coal Mine	41
Caval Ridge Mine Site	1,617
Clermont Coal Mine	614
Collinsville Mine	475
Commodore Mine	96
Cooper Creek Project EPC 1607	2
Coppabella	7
Coppabella Mine	599
CRR Bundaberg	2
Curragh Mine	2,019
Daunia Mine	807
Dawson Mine	1,536
Dingo West Project	1
East Wandoan Project	1
Emerald Exploration - Teresa Coal Project	1
Endocoal - CRM	1
Ensham Mine	386
Eureka Creek Village	125
Exp - BHP - CRR - BMA Exploration Areas Mine	3
Exp - Limestone Hill EPC 1710	3
Exp - Saraji West	7
Exp - Vitrinite Pty Ltd - CRM	4
Exp - Waratah Coal-Styx Coal	2
Exp - Yarrabee Coal Company - CRR - Wilpeena	1
Exploration - Anglo Coal - Dawson West	1
Exploration - Anglo Coal - Foxleigh	1
Exploration - CAML - Foxleigh Project	1
Exploration - Ensham - MDL 217 MDL 218	5
Exploration - Xstrata - Rolleston West	4
Fairway Coal Pty Ltd	3
Fernlee Project	1
Foxleigh Mine	530
Goonyella Riverside Mine	2,399
Gregory Crinum Coal Mine	215
Hail Creek Mine	1,289
Horse Creek	1
Isaac Plains	337
Isaac River MDL 444 & EPC 830	1
Jeebropilly	118
Jellinbah East Mine	308
Jellinbah Mackenzie North Construction Area	64
Jellinbah Plains	209
Kogan Creek Mine	80
Lake Vermont Mine	737
Meandu Mine (Tarong Energy)	546
Meteor Downs South	41
Middlemount Mine	649
Millennium Open Cut Mine	100
Minerva Mine	245
Monto Coal	3
Moorvale Mine	369
Moorvale South	9
Moorvale South Exploration & Development	13
New Acland	348
New Burton Coal Mine	18
Newlands Mine - Open Cut	749
North Surat Coal	1
Norwich Park Mine	36
Oaky Creek Surface Operations	346
Olive Downs Project	1
Peak Downs Mine	2,211
Poitrel Mine	666
QCoal Northern Hub	610
Red Mountain Infrastructure	47
Rolleston Mine	926
Saraji Mine	1,923
South Walker Creek Mine	660
Springsure Mining CS Terracom Resources	4
Wandoan Coal Project	25
Waratah Coal - EPC 1040	4
West North Burton	2
West Rolleston Coal Pty Ltd	2
Wilkie Creek Coal Mine	23
Willunga- Coxendean Willunga	1
Winchester South	2
Yarrabee Mine	451
<b>Grand Total</b>	<b>31,213</b>

\* Only mines with a workforce greater than zero for the quarter are listed

**Queensland Coal Open Cut/Exploration Mines\***  
Reported number of workers as at 30 September 2019

Mine	No. of Workers
Anglo - Grosvenor Downs	10
Baralaba Coal Mine	307
Blackwater Mine	2,052
Blair Athol Mine	283
Bluff Mine	155
BMA Major Shutdowns Mine - Blackwater	235
Broadlea North Mine	1
Burton Mine	20
Byerwen Mine	760
Callide Mine	816
Cameby Downs Coal Mine	197
Carmichael Coal Mine	105
Caval Ridge Mine Site	1,618
Clermont Coal Mine	626
Collinsville Mine	556
Commodore Mine	96
Coppabella	3
Coppabella Mine - Open Cut	518
Curragh Mine	1,697
Daunia Mine	833
Dawson Mine	1,499
Ensham Mine	412
Eureka Creek Village	107
Exp - Saraji West	9
Foxleigh Mine	584
Goonyella Riverside Mine	2,764
Gregory Crinum Coal Mine	448
Hail Creek Mine	1,071
Isaac Plains	228
Jeebropilly	117
Jellinbah East Mine	325
Jellinbah Mackenzie North Construction Area	39
Jellinbah Plains	226
Kogan Creek Mine	67
Lake Vermont Mine	971
Meteor Downs South	41
Middlemount Mine	614
Millennium Open Cut Mine	97
Minerva Mine	205
Monto Coal	3
Moorvale Mine	309
Moorvale South	4
Moorvale South Exploration & Development	4
New Acland	344
New Burton Coal Mine	18
Newlands Mine - Open Cut	760
Norwich Park Mine	37
Oaky Creek Surface Operations	355
Olive Downs Project	2
Peak Downs Mine	2,312
Poitrel Mine	710
QCoal Northern Hub	638
Red Mountain Infrastructure	50
Rolleston Mine	987
Saraji Mine	1,956
South Walker Creek Mine	868
Wandoan Coal Project	15
West North Burton	3
West Rolleston Coal Pty Ltd	13
West Walker	4
Wilkie Creek Coal Mine	20
Willunga- Coxendean Willunga	10
Yarrabee Mine	471
<b>Grand Total</b>	<b>30,605</b>

\* Only mines with a workforce greater than zero for the quarter are listed

**Queensland Coal Open Cut/Exploration Mines\***  
Reported number of workers as at 31 December 2019

Mine	No. of Workers
Anglo - Grosvenor Downs	19
Baralaba Coal Mine	365
Blackwater Mine	1,949
Blair Athol Mine	248
Bluff Mine	166
BMA Exploration Areas Mine	1
BMC Exploration Areas Mine	2
Broadlea North Mine	1
Burton Mine	12
Byerwen Mine	701
Callide Mine	801
Cameby Downs Coal Mine	173
Capcoal Surface Coal Mine (Old German Creek)	1,023
Carmichael Coal Mine	151
Caval Ridge Mine Site	1,554
Clermont Coal Mine	628
Collinsville Mine	599
Commodore Mine	96
Coppabella	4
Coppabella Mine - Open Cut	466
Curragh Mine	1,658
Daunia Mine	778
Dawson Mine	1,609
Ensham Mine	386
Eureka Creek Village	109
Exp - Saraji West	8
Foxleigh Mine	504
Goonyella Riverside Mine	2,821
Gregory Crinum Coal Mine	533
Gundyer	1
Hail Creek Mine	1,237
Isaac Plains	410
Jeebropilly	111
Jellinbah East Mine	332
Jellinbah Plains	214
Kogan Creek Mine	71
Lake Vermont Mine	841
Meandu Mine (Tarong Energy)	494
Meteor Downs South	45
Middlemount Mine	612
Millennium Open Cut Mine	91
Minerva Mine	127
Moorvale Mine	354
Moorvale South	2
Moorvale South Exploration & Development	1
New Acland	296
New Burton Coal Mine	12
Newlands Mine - Open Cut	722
Norwich Park Mine	29
Oaky Creek Surface Operations	526
Olive Downs Project	2
Peak Downs Mine	2,183
Poitrel Mine	743
QCoal Northern Hub	603
Red Mountain Infrastructure	57
Rolleston Mine	881
Saraji Mine	1,922
South Walker Creek Mine	750
Wandoan Coal Project	2
West Rolleston Coal Pty Ltd	5
West Walker	8
Wilkie Creek Coal Mine	19
Willunga- Coxendean Willunga	20
Yarrabee Mine	408
<b>Grand Total</b>	<b>31,496</b>

\* Only mines with a workforce greater than zero for the quarter are listed

**Queensland Coal Open Cut/Exploration Mines\***  
Reported number of workers as at 31 March 2020

Mine	No. of Workers
Anglo - Grosvenor Downs	3
Baralaba Coal Mine	352
Blackwater Mine	2,041
Blair Athol Mine	248
Bluff Mine	170
BMC Exploration Areas Mine	8
Broadlea North Mine	2
Burton Mine	5
Byerwen Mine	625
Callide Mine	814
Cameby Downs Coal Mine	168
Capcoal Surface Coal Mine (Old German Creek)	944
Carmichael Coal Mine	133
Caval Ridge Mine Site	1,547
Clermont Coal Mine	636
Collinsville Mine	564
Commodore Coal project	175
Commodore Mine	98
Coppabella	1
Coppabella Mine - Open Cut	634
Curragh Mine	1,720
Daunia Mine	761
Dawson Mine	1,687
Ensham Mine	349
Eureka Creek Village	110
Exp - Saraji West	5
Foxleigh Mine	505
Goonyella Riverside Mine	2,603
Gregory Crinum Coal Mine	509
Hail Creek Mine	1,300
Isaac Plains	421
Jeebropilly	25
Jellinbah East Mine	347
Jellinbah Plains	204
Kogan Creek Mine	72
Lake Vermont Mine	995
Meandu Mine (Tarong Energy)	502
Meteor Downs South	53
Middlemount Mine	649
Millennium Open Cut Mine	74
Minerva Mine	137
Moorvale Mine	410
New Acland	196
New Burton Coal Mine	9
Newlands Mine - Open Cut	694
Norwich Park Mine	58
Oaky Creek Surface Operations	406
Olive Downs Project	1
Peak Downs Mine	2,226
Poitrel Mine	722
QCoal Northern Hub	665
Red Mountain Infrastructure	58
Rolleston Mine	982
Saraji Mine	1,958
South Walker Creek Mine	776
Wandoan Coal Project	17
Wilkie Creek Coal Mine	16
Willunga- Coxendean Willunga	1
Yarrabee Mine	351
<b>Grand Total</b>	<b>31,742</b>

\* Only mines with a workforce greater than zero for the quarter are listed

**Queensland Coal Open Cut/Exploration Mines\***  
Reported number of workers as at 30 June 2020

Mine	No. of Workers
Auriga Coal - Capella	1
Baralaba Coal Mine	365
Blackwater Mine	2,240
Blair Athol Mine	222
Bluff Mine	163
BMA Major Shutdowns - Saraji Mine	45
BMC Exploration Areas Mine	8
Bowen Basin Coal Exploration	8
Bullock Creek Coal	1
Burton Mine	4
Byerwen Mine	651
Callide Mine	811
Cameby Downs Coal Mine	174
Capcoal Surface Coal Mine (Old German C	1,019
Carmichael Coal Mine	167
Caval Ridge Mine Site	1,502
Clermont Coal Mine	644
Collinsville Mine	567
Commodore Mine	119
Coppabella	3
Coppabella Mine - Open Cut	630
Curragh Mine	1,810
Daunia Mine	799
Dawson Mine	1,676
Dingo West Project	1
Eagle Downs Exploration	5
Ensham Mine	342
Eureka Creek Village	121
Exp - BHP - CRR - BMA Exploration Areas	2
Exp - Glencore - Red Rock	1
Exp - Limestone Hill EPC 1710	3
Exp - QLD COAL - CRM - Denham Park (E	1
Exp - Vitrinite Pty Ltd - CRM	6
Exp - Yarrabee Coal Company - CRR - Wilf	1
Exploration - CAML - Foxleigh Project	1
Exploration - Ensham - MDL 217	10
Exploration - Xstrata - Rolleston West	1
Exploration - HLM - Rocklands	6
Fernlee Project	1
Foxleigh Mine	536
Goonyella Riverside Mine	2,664
Gregory Crinum Coal Mine	379
Hail Creek Mine	1,383
Horse Creek	3
Isaac Plains	421
Jeebropilly	16
Jellinbah East Mine	346
Jellinbah Plains	182
Kogan Creek Mine	74
Lake Vermont Mine	872
MDL 137, EPC 728, EPC 755	2
Meandu Mine (Tarong Energy)	500
Meteor Downs South	98
Middlemount Mine	582
Millennium Open Cut Mine	34
Minerva Mine	109
Moorvale Mine	347
Moorvale South Exploration & Developmen	6
Moranbah South	1
New Acland	190
New Burton Coal Mine	7
New Hope Exploration	1
New Oakleigh Mine	10
Newlands Mine - Open Cut	752
Norwich Park Mine	63
Oaky Creek Surface Operations	391
Olive Downs Project	2
Peak Downs Mine	2,201
Poitrel Mine	706
QCoal Northern Hub	704
Qcoal Pty Ltd	1
Red Mountain Infrastructure	63
Rolfe Creek (Capcoal)	5
Rolleston Mine	919
Saraji Mine	1,967
South Walker Creek Mine	879
Styx Project Extended	8
Valeria - EPC 25396	2
Valeria - MDL 219	10
Wandoan Coal Project	26
Waratah Coal - EPC 1040	3
West North Burton	1
Wilkie Creek Coal Mine	10
Winchester South	4
Yarrabee Mine	372
<b>Grand Total</b>	<b>31,983</b>

\* Only mines with a workforce greater than zero for the quarter are listed

**Queensland Coal Open Cut/Exploration Mines\***  
Reported number of workers as at 30 September 2020

Mine	No. of Workers
Anglo - Grosvenor Downs	5
Baralaba Coal Mine	379
Blackwater Mine	2,402
Blair Athol Mine	217
Bluff Mine	165
BMA Major Shutdowns - Saraji Mine	115
Bowen Basin Coal Exploration	15
Byerwen Mine	655
Callide Mine	813
Cameby Downs Coal Mine	133
Capcoal Surface Coal Mine (Old German C	986
Carmichael Coal Mine	238
Caval Ridge Mine Site	1,626
Clermont Coal Mine	626
Collinsville Mine	589
Commodore Mine	126
Coppabella Mine - Open Cut	489
Curragh Mine	1,818
Daunia Mine	839
Dawson Mine	1,353
Eagle Downs Exploration	3
Ensham Mine	364
Eureka Creek Village	98
Exp - Saraji West	1
Exploration - Ensham - MDL 217	10
Foxleigh Mine	526
Goonyella Riverside Mine	2,822
Gregory Crinum Coal Mine	392
Hail Creek Mine	1,335
Isaac Plains	446
Jeebropilly	10
Jellinbah East Mine	371
Jellinbah Plains	166
Jupiter Bulk Sample Pit	1
Kogan Creek Mine	75
Lake Vermont Mine	935
Meandu Mine (Tarong Energy)	496
Meteor Downs South	97
Middlemount Mine	506
Millennium Open Cut Mine	11
Minerva Mine	109
Moorvale Mine	281
New Acland	199
New Burton Coal Mine	2
New Oakleigh Mine	11
Newlands Mine - Open Cut	710
Oaky Creek Surface Operations	407
Olive Downs Project	7
Peak Downs Mine	2,247
Poitrel Mine	665
QCoal Northern Hub	625
Red Mountain Infrastructure	61
Rolleston Mine	909
Saraji Mine	2,109
South Walker Creek Mine	887
Styx Project Extended	4
Valeria - MDL 219	20
Wandoan Coal Project	20
Wilkie Creek Coal Mine	10
Yarrabee Mine	311
<b>Grand Total</b>	<b>31,848</b>

\* Only mines with a workforce greater than zero for the quarter are listed



**Queensland Coal Open Cut/Exploration Mines\***

Reported number of workers as at 31 December 2020

Mine	No. of Workers
Anglo - Grosvenor Downs	1
Baralaba Coal Mine	358
Blackwater Mine	2,208
Blair Athol Mine	181
Bluff Mine	125
BMA Major Shutdowns - Saraji Mine	329
BMC Exploration Areas Mine	3
Bowen Basin Coal Exploration	10
Burton Mine	1
Byerwen Mine	746
Callide Mine	742
Cameby Downs Coal Mine	169
Capcoal Surface Coal Mine (Old German Cr	817
Carmichael Coal Mine	343
Caval Ridge Mine Site	1,529
Clermont Coal Mine	612
Collinsville Mine	501
Commodore Coal project	1
Commodore Mine	126
Coppabella Mine - Open Cut	400
Curragh Mine	1,795
Daunia Mine	891
Dawson Mine	1,243
Ensham Mine	375
Eureka Creek Village	161
Exp - Saraji West	3
Exploration - Ensham - MDL 217	8
Foxleigh Mine	467
Goonyella Riverside Mine	3,002
Gregory Crinum Coal Mine	382
Hail Creek Mine	1,304
Isaac Plains	320
Jeebropilly	6
Jellinbah East Mine	399
Jellinbah Plains	101
Jupiter Bulk Sample Pit	21
Kogan Creek Mine	74
Lake Vermont Mine	850
Meandu Mine (Tarong Energy)	412
Meteor Downs South	101
Middlemount Mine	541
Millennium Open Cut Mine	4
Minerva Mine	86
Moorvale Mine	207
New Acland	162
New Burton Coal Mine	3
New Oakleigh Mine	8
Newlands Mine - Open Cut	630
Oaky Creek Surface Operations	294
Olive Downs Project	1
Peak Downs Mine	2,192
Poitrel Mine	627
QCoal Northern Hub	567
Red Mountain Infrastructure	63
Rolleston Mine	814
Saraji Mine	2,032
South Walker Creek Mine	826
Styx Project Extended	8
Valeria - MDL 219	21
Wandoan Coal Project	8
Wilkie Creek Coal Mine	11
Yarrabee Mine	306
<b>Grand Total</b>	<b>30,528</b>

\* Only mines with a workforce greater than zero for the quarter are listed

**Queensland Coal Open Cut/Exploration Mines\***

Reported number of workers as at 31 March 2021

Mine	No. of Workers
Baralaba Coal Mine	375
Blackwater Mine	2,054
Blair Athol Mine	185
Bluff Mine	7
BMA Major Shutdowns - Caval Ridge Mine	5
BMA Major Shutdowns - Saraji Mine	7
Bowen Basin Coal Exploration	1
Byerwen Mine	691
Callide Mine	820
Cameby Downs Coal Mine	172
Capcoal Surface Coal Mine (Old German Creek)	909
Carmichael Coal Mine	496
Caval Ridge Mine Site	1,478
Clermont Coal Mine	645
Collinsville Mine	444
Commodore Mine	121
Coppabella Mine - Open Cut	436
Curragh Mine	1,864
Daunia Mine	864
Dawson Mine	1,421
Ensham Mine	344
Eureka Creek Village	154
Exploration - Ensham - MDL 217	6
Foxleigh Mine	472
Goonyella Riverside Mine	2,481
Gregory Crinum Coal Mine	396
Hail Creek Mine	1,293
Isaac Plains	299
Jeebropilly	2
Jellinbah East Mine	397
Jupiter Bulk Sample Pit	44
Kogan Creek Mine	78
Lake Vermont Mine	995
Meandu Mine (Tarong Energy)	416
Meteor Downs South	92
Middlemount Mine	520
Millennium Open Cut Mine	1
Minerva Mine	79
Moorvale Mine	160
New Acland	158
New Burton Coal Mine	3
New Oakleigh Mine	7
Newlands Mine - Open Cut	656
Oaky Creek Surface Operations	265
Olive Downs Project	1
Peak Downs Mine	2,175
Poitrel Mine	626
QCoal Northern Hub	515
Red Mountain Infrastructure	61
Rolleston Mine	849
Saraji Mine	1,903
South Walker Creek Mine	967
Styx Project Extended	5
Valeria - MDL 219	21
Wandoan Coal Project	17
Wilkie Creek Coal Mine	12
Yarrabee Mine	345
<b>Grand Total</b>	<b>29,810</b>

\* Only mines with a workforce greater than zero for the quarter are listed



**TABLE: QUEENSLAND GOVERNMENT OWNED COAL-FIRED POWER STATIONS AND THEIR COAL SOURCES**

POWER STATION	OWNER	FUEL SOURCE	DETAILS <sup>1</sup>
Kogan Creek Power Station	CS Energy	Dedicated coal mine	CS Energy also owns the neighbouring <b>Kogan Creek Mine</b> , which supplies black coal to the power station via a four kilometre overland conveyor belt and is operated by Golding Contractors. Kogan Creek Mine supplies more than two million tonnes of coal to the power station each year.
Callide B and C Power Stations	CS Energy	Sourced from a coal mine	
Gladstone Power Station	Joint Venture participants Rio Tinto Ltd (42.125%), NRG Energy Inc (37.5%), SLMA GPS Pty Ltd (8.50%), Ryowa II GPS Pty Ltd (7.125%) and YKK GPS (Queensland) Pty Ltd (4.75%). CS Energy trades energy output in excess of the requirements of the Boyne Island aluminium smelter.	Sourced from a coal mine	<b>Callide coal mine</b> , operated by Batchfire resources. Coal mined at Callide is largely sold to domestic customers, with CS Energy usually purchasing at least 5.5Mtpa for its Callide power station. Coal is also supplied to the Gladstone power station, and Queensland Alumina Limited's aluminium refinery at Gladstone purchasing around 1Mtpa. The remainder of the coal, currently around 30% of tonnes produced, is sold on the Asian export market. China is the primary customer for Callide, followed by India and Japan.
Stanwell Power Station	Stanwell	Sourced from a coal mines	Coal is sourced from the <b>Curragh Mine</b> . As a condition of the Curragh mining lease, up to 3.9Mtpa of domestic thermal coal must be supplied to the Stanwell and Gladstone power stations in preference to supplying any other customer. The mine is contracted to supply thermal coal to Stanwell power station until 2027, with the development of Curragh North (Pisces) extending the Stanwell power station contract from 2016. From 2027, all coal sold to Stanwell will be under a new agreement. The remainder of saleable production is hard coking, semi-hard coking and low volatile PCI which are exported to customers in Asia, Europe and South America. Japan is the primary destination for Curragh metallurgical product, followed by India and South Korea.
Tarong and Tarong North Power Stations	Stanwell	Dedicated coal mine	The adjacent <b>Meandu Mine</b> , also owned by Stanwell, supplies coal to both power stations via a 1.5 kilometre conveyor. Meandu is operated by Downer Mining.
Millmerran	partnership between InterGen, China Huenang Group, Daelim and Kiamco	Dedicated coal mine	The adjacent <b>Commodore mine</b> , also owned by Ingen, supplies coal to the Millerran power station. In September 2018, Downer EDI was awarded a A\$286m (US\$205.5m) five-year contract extension at the Commodore mine until the end of August 2024.

## NOTES

1. Details taken from GOC websites and from AME database profile on these mines

COMPARISON OF MINES THAT SERVICE COAL-FIRED POWER SATATIONS WITH REST OF COAL INDUSTRY - PRODUCTION	
<b>Mines servicing coal-fired power stations - Production totals<sup>6</sup></b>	Mtpa
Total production	32.90
Total thermal	24.65
Total Metallurgical	8.25
total export	11.15
Total domestic thermal	21.75
<b>Comparison with the rest of the Queensland coal industry<sup>7</sup></b>	
How much of <b>total coal production</b> does <b>all the coal</b> (metallurgical and thermal) produced from mines that provide coal for Queensland power stations represent?	13.7%
What is the share of <b>total thermal production</b> that goes to coal fired power generation in Queensland?	28.4%
How much of <b>total coal production in Queensland</b> (metallurgical and thermal) does <b>thermal coal</b> produced for Queensland coal-fired power stations represent?	10.3%
What is the share of <b>total metallurgical coal production</b> that comes from mines that provide coal to Queensland's coal-fired power stations?	5.4%
How much of <b>total coal production in Queensland</b> (metallurgical and thermal) does <b>metallurgical coal</b> produced from mines that also provide coal for Queensland coal-fired power stations represent?	3.4%
How much does <b>thermal coal production</b> from mines that <b>only</b> service coal-fired power stations represent in terms of <b>total thermal coal production</b> ?	12.6%
How much does <b>thermal coal production</b> from mines that <b>only</b> service coal-fired power stations represent in terms of <b>total coal production</b> ?	4.6%

COMPARISON OF MINES THAT SERVICE COAL-FIRED POWER SATATIONS WITH REST OF COAL INDUSTRY - EMPLOYMENT	
<b>Mines servicing coal-fired power stations - employment totals<sup>8</sup></b>	
Total employment at mines that provide to coal-fired power stations	3,150
Total employment at mines that only provide to coal-fired power stations (i.e. do not export)	613
<b>Comparison with the rest of the Queensland coal industry<sup>9</sup></b>	
How much of total coal mining employment do mines that provide coal-fired power stations represent? (Resources Safety & Health figures)	9%
How much of total coal mining employment do mines that <b>only</b> service Queensland coal-fired power stations represent? (Resources Safety & Health figures)	2%
How much of total coal mining employment do mines that provide coal-fired power stations represent? (DOR mine site figures considered in relation to aggregate ABS figures)	11%
How much of total coal mining employment do mines that <b>only</b> service coal-fired power stations represent? (DOR mine site figures considered in relation to aggregate ABS figures)	2%

**TABLE: Production and employment details for mines supplying to Queensland owned coal fired power stations**

MINE	OWNER	OUTPUT 2020 (millions of tonnes per annum - Mtpa) <sup>1</sup>			EMPLOYMENT 2020 <sup>8</sup>	EXPORTS? <sup>2</sup>	AMOUNT EXPORTED IN 2020 (Mtpa) <sup>2</sup>
		Thermal	Metallurgical <sup>3</sup>	Total			
Curragh <sup>4</sup>	Coronado Global Resources	3.43	8.25	11.68	1,795	YES	8.25
Callide <sup>5</sup>	Bachfire	10.26	0.00	10.26	742	YES	2.90
Meandu	Stanwell	5.22	0.00	5.22	412	NO	0.00
Commodore	InterGen	3.84	0.00	3.84	127	NO	0.00
Kogan Creek	CS Energy	1.90	0.00	1.90	74	NO	0.00

NOTES

- Figures collected by Department of Resources (DOR)
- Obtained from AME database
- Includes hard coking, semi-soft and PSI coals
- DOR figures indicate that 3mt of thermal was produced in FY2020 for domestic consumption, while AME indicates that contractually this could be as high as 3.9mtpa
- AME indicates that 2.9mt of thermal coal was exported in 2020.
- Based on mine-by-mine production data, which is based on financial years. It is obtained through mines reporting data directly to DOR. This differs from overall coal production data, which is obtained on a quarterly basis and converts to calendar years. Also based on direct reports from mines. Differences are, however, minor.
- comparison made on apples-for-apples basis with totals from mine specific data set
- Figures collected by Resources Safety and Health from individual minesites for the purposes of calculating the RSH levy. These figures are used because they extend down to the mine site level, whereas Australian Bureau of Statistics data is at the industry level (i.e. all coal) only.
- DOR and ABS figures differ. Total coal mining employment as measured by DOR (for purposes of resources safety and health levy) was 36,311 at 31 December 2020. ABS count of coal jobs in Queensland (ABS Cat. No. 6291.0.55.003) was 29,346 in November Quarter 2020. The direct apples-for-apples comparison is between DOR and DOR figures, however, a comparison of DOR and ABS figures is also included to demonstrate similar proportions.

Mine	ProdType	Sum of Volume	Sum of Volume (mtpa)	
TOTAL COAL		239,775,803	239.78	
Total Thermal		86,940,027	86.94	36%
Total Metallurgical		152,835,776	152.84	64%
Goonyella - Riverside	Metallurgical	17,104,902	17.10	
Rolleston	Thermal	14,594,027	14.59	
Peak Downs	Metallurgical	11,245,561	11.25	
Clermont Coal	Thermal	11,120,859	11.12	
Blackwater	Metallurgical	10,522,651	10.52	
Callide & Boundary Hill	Thermal	10,257,099	10.26	
Saraji	Metallurgical	9,927,353	9.93	
Caval Ridge	Metallurgical	8,676,346	8.68	
Curragh	Metallurgical	8,245,976	8.25	
Lake Vermont	Metallurgical	6,365,477	6.37	
Moranbah North	Metallurgical	6,270,721	6.27	
Dawson	Metallurgical	5,735,878	5.74	
Kestrel	Metallurgical	5,541,807	5.54	
Hail Creek	Metallurgical	5,441,586	5.44	
South Walker Creek	Metallurgical	5,414,752	5.41	
Meandu	Thermal	5,224,640	5.22	
Ensham OC	Thermal	5,011,684	5.01	
Oaky North	Metallurgical	4,986,770	4.99	
Daunia	Metallurgical	4,389,753	4.39	
German Creek - Grasstree	Metallurgical	4,299,648	4.30	
Poitrel	Metallurgical	4,112,251	4.11	
Jellinbah East	Metallurgical	4,111,077	4.11	
Commodore	Thermal	3,837,490	3.84	
Collinsville Opencut	Thermal	3,833,323	3.83	
German Creek - Lake Lindsay	Metallurgical	3,584,946	3.58	
Grosvenor	Metallurgical	3,461,741	3.46	
Curragh	Thermal	3,430,278	3.43	
Coppabella	Metallurgical	3,240,733	3.24	
Hail Creek	Thermal	3,014,628	3.01	
New Acland	Thermal	2,989,974	2.99	
Foxleigh	Metallurgical	2,790,713	2.79	
Byerwen Coal Mine	Metallurgical	2,564,999	2.56	
Blair Athol	Thermal	2,476,646	2.48	
Newlands	Thermal	2,397,218	2.40	
Isaac Plains	Metallurgical	2,348,866	2.35	
Yarrabee	Metallurgical	2,339,138	2.34	
Dawson	Thermal	2,253,505	2.25	
Carborough Downs	Metallurgical	2,213,664	2.21	
Drake Mine	Thermal	2,199,587	2.20	
Cameby Downs	Thermal	2,064,161	2.06	
Middlemount	Metallurgical	2,051,204	2.05	
Kogan Creek	Thermal	1,904,339	1.90	
Byerwen Coal Mine	Thermal	1,673,611	1.67	
Moorvale	Metallurgical	1,102,675	1.10	
Jax Mine	Thermal	1,080,900	1.08	
Kestrel	Thermal	1,070,304	1.07	
Gregory	Metallurgical	943,176	0.94	
Baralaba	Metallurgical	911,147	0.91	
Minerva	Thermal	883,397	0.88	
Jellinbah East	Thermal	826,570	0.83	
Bluff Mine	Metallurgical	811,058	0.81	
Yarrabee	Thermal	634,798	0.63	
German Creek - Lake Lindsay	Thermal	573,428	0.57	
Meteor Downs South	Thermal	570,141	0.57	
Blackwater	Thermal	566,532	0.57	
Sonoma Coal	Thermal	545,309	0.55	
Drake Mine	Metallurgical	512,864	0.51	
Moorvale	Thermal	510,340	0.51	
Jax Mine	Metallurgical	439,232	0.44	
Goonyella - Riverside	Thermal	424,266	0.42	
Lake Vermont	Thermal	424,179	0.42	
Millennium	Metallurgical	394,772	0.39	
Newlands	Metallurgical	389,155	0.39	
Jeebropilly	Thermal	276,559	0.28	
Cook	Metallurgical	210,750	0.21	
Sonoma Coal	Metallurgical	132,434	0.13	
Middlemount	Thermal	92,282	0.09	
Gregory	Thermal	65,537	0.07	
Isaac Plains	Thermal	41,160	0.04	
Baralaba	Thermal	39,720	0.04	
Cook	Thermal	31,536	0.03	
Newlands Eastern Creek	Thermal	0	0.00	
Newlands Wollombi	Metallurgical	0	0.00	
Newlands Wollombi	Thermal	0	0.00	

2019-20

		2019-20
Metallurgical coal <sup>1</sup>		
	Production (millions of tonnes - Mt)	156.2
	Export (millions of tonnes - Mt)	154.1
	<b>Export share of production (%)</b>	<b>99%</b>
Thermal Coal		
	Production (millions of tonnes -Mt)	86.5
	Export (millions of tonnes - Mt)	62.3
	<b>Export share of production (%)</b>	<b>72%</b>
TOTAL		
	Production (millions of tonnes - Mt)	242.7
	Export (millions of tonnes - Mt)	216.4
	<b>Export share of production (%)</b>	<b>89%</b>

Source: Queensland Treasury, Department of Resources

<sup>1</sup> includes both hard coking and semi-soft/pulverised coal injection (PCI) coals

Year to May 2021

	Value of Production (\$B)	Share of total value of coal production (%)
Metallurgical coal	21	85%
Thermal Coal	3.7	15%
TOTAL	24.7	

source: ABS International trade in Goods and Services data

2019-20

	Share of total Queensland coal production (%)	Share of coal type production that is exported (%)	Share of total Queensland coal production that is exported (%) <sup>2</sup>
Metallurgical coal <sup>1</sup>	64%	99%	63%
Thermal coal	36%	72%	26%
Total share of Queensland coal production that is exported (%)			89%

Source: Queensland Treasury, Department of Resources

NOTE: Figures in the table are derived with reference to export volumes rather than export values, which differ. Metallurgical coal accounts for approximately 85% of the value of Queensland's coal exports, while thermal coal accounts for around 15% of the value of Queensland coal exports

<sup>1</sup> includes both hard coking and semi-soft/pulverised coal injection (PCI) coals utilised for the steelmaking process<sup>2</sup> Derived by multiplying the share of total Queensland production by the share of a coal type that is exported

2018-19 and 2019-20

Metallurgical coal <sup>1</sup>	
Production (millions of tonnes - Mt)	156.2
Export (millions of tonnes - Mt)	154.1
<b>Export share of production (%)</b>	<b>99%</b>
Thermal Coal	
Production (millions of tonnes -Mt)	95
Export (millions of tonnes - Mt)	62.3
<b>Export share of production (%)</b>	<b>66%</b>
TOTAL	
Production (millions of tonnes - Mt)	251.2
Export (millions of tonnes - Mt)	216.4
<b>Export share of production (%)</b>	<b>86%</b>

Source: Queensland Treasury

<sup>1</sup> includes both hard coking and semi-soft/pulverised coal injection (PCI) coals

Published on Resources Disclosure Log  
RTI Act 2009

# Table 17 Exports by Coal Type (tonnes)

## Coal industry review tables 2015-2020

### Queensland exports by coal type ('000 tonnes)

Updated - September 2020

The Department of Natural Resources and Mines (DNRM) has made a reasonable effort to ensure that the provided data is accurate and complete at the time of publishing. This information reflects data as reported to DNRM and is a true and accurate representation of the data received. Authenticated information is only accurate as of the point in time of validation and verification. DNRM is not responsible for data that is misrepresented, misinterpreted or altered in any way. Derived conclusions and analysis generated from this data are not to be considered attributable to DNRM.

Please note, that this report may be revised or republished as further data is submitted to the department.

DIX	X				
Submission Rate	100%	100%	100%	100%	99%
Tonnes	FinYr				
CoalType	2015-2016	2016-2017	2017-2018	2018-2019	2019-2020
Hard Coking Coal	113,302	106,797	114,568	112,905	111,810
Soft Coking Coal	48,608	43,687	45,608	46,433	40,548
Thermal Coal	59,786	57,426	62,009	67,991	60,693
<b>Consolidated Total</b>	<b>221,696</b>	<b>207,909</b>	<b>222,185</b>	<b>227,329</b>	<b>213,051</b>

Tonnes	FinYr				
CoalType	2015-2016	2016-2017	2017-2018	2018-2019	2019-2020
Total Coking coal	161,910,329	150,483,297	160,176,162	159,337,910	152,357,872
Hard Coking Coal	113,302,017	106,796,524	114,568,120	112,905,202	111,809,547
Soft Coking Coal	48,608,312	43,686,773	45,608,042	46,432,708	40,548,325
Thermal Coal	59,786,055	57,425,704	62,008,979	67,990,807	60,692,976
Consolidated Total	221,696,384	207,909,001	222,185,141	227,328,717	213,050,848

Published on Request - RTI Act - Log



	2015-2016	2016-2017	2017-2018	2018-2019
<b>Metallurgical</b>				
Production (millions of tonnes)	158,689,773	154,565,608	159,996,326	156,182,676
Export (millions of tonnes)	161,910,329	150,483,297	160,176,162	159,337,910
Export share of production (%)	102%	97%	100%	102%
<b>Thermal</b>				
Production (millions of tonnes)	81,407,509	82,771,155	89,666,752	95,039,992
Export (millions of tonnes)	59,786,055	57,425,704	62,008,979	67,990,807
Export share of production (%)	73%	69%	69%	72%
<b>TOTAL</b>				
Production (millions of tonnes)	240,097,282	237,336,763	249,663,078	251,222,668
Export (millions of tonnes)	221,696,384	207,909,001	222,185,141	227,328,717
Export share of production (%)	92%	88%	89%	90%

Published on Resources Disclosure Log  
RTI Act 2009

2019-2020

151,535,526  
152,357,872  
101%

86,536,514  
60,692,976  
70%

238,072,040  
213,050,848  
89%

Published on Resources Disclosure Log  
RTI Act 2009

Cost Recovery under Order 2016-2018  
Detailed Accounting Information for the period  
Detailed Accounting Information for the period  
Detailed Accounting Information for the period

Region	Water	Electricity	Gas	Other	Total
Region 1	1000000	2000000	3000000	4000000	10000000
Region 2	1500000	3000000	4500000	6000000	15000000
Region 3	2000000	4000000	6000000	8000000	20000000
Region 4	2500000	5000000	7500000	10000000	25000000
Region 5	3000000	6000000	9000000	12000000	30000000
Region 6	3500000	7000000	10500000	14000000	35000000
Region 7	4000000	8000000	12000000	16000000	40000000
Region 8	4500000	9000000	13500000	18000000	45000000
Region 9	5000000	10000000	15000000	20000000	50000000
Region 10	5500000	11000000	16500000	22000000	55000000
Region 11	6000000	12000000	18000000	24000000	60000000
Region 12	6500000	13000000	19500000	26000000	65000000
Region 13	7000000	14000000	21000000	28000000	70000000
Region 14	7500000	15000000	22500000	30000000	75000000
Region 15	8000000	16000000	24000000	32000000	80000000
Region 16	8500000	17000000	25500000	34000000	85000000
Region 17	9000000	18000000	27000000	36000000	90000000
Region 18	9500000	19000000	28500000	38000000	95000000
Region 19	10000000	20000000	30000000	40000000	100000000
Region 20	10500000	21000000	31500000	42000000	105000000
Region 21	11000000	22000000	33000000	44000000	110000000
Region 22	11500000	23000000	34500000	46000000	115000000
Region 23	12000000	24000000	36000000	48000000	120000000
Region 24	12500000	25000000	37500000	50000000	125000000
Region 25	13000000	26000000	39000000	52000000	130000000
Region 26	13500000	27000000	40500000	54000000	135000000
Region 27	14000000	28000000	42000000	56000000	140000000
Region 28	14500000	29000000	43500000	58000000	145000000
Region 29	15000000	30000000	45000000	60000000	150000000
Region 30	15500000	31000000	46500000	62000000	155000000
Region 31	16000000	32000000	48000000	64000000	160000000
Region 32	16500000	33000000	49500000	66000000	165000000
Region 33	17000000	34000000	51000000	68000000	170000000
Region 34	17500000	35000000	52500000	70000000	175000000
Region 35	18000000	36000000	54000000	72000000	180000000
Region 36	18500000	37000000	55500000	74000000	185000000
Region 37	19000000	38000000	57000000	76000000	190000000
Region 38	19500000	39000000	58500000	78000000	195000000
Region 39	20000000	40000000	60000000	80000000	200000000
Region 40	20500000	41000000	61500000	82000000	205000000
Region 41	21000000	42000000	63000000	84000000	210000000
Region 42	21500000	43000000	64500000	86000000	215000000
Region 43	22000000	44000000	66000000	88000000	220000000
Region 44	22500000	45000000	67500000	90000000	225000000
Region 45	23000000	46000000	69000000	92000000	230000000
Region 46	23500000	47000000	70500000	94000000	235000000
Region 47	24000000	48000000	72000000	96000000	240000000
Region 48	24500000	49000000	73500000	98000000	245000000
Region 49	25000000	50000000	75000000	100000000	250000000
Region 50	25500000	51000000	76500000	102000000	255000000
Region 51	26000000	52000000	78000000	104000000	260000000
Region 52	26500000	53000000	79500000	106000000	265000000
Region 53	27000000	54000000	81000000	108000000	270000000
Region 54	27500000	55000000	82500000	110000000	275000000
Region 55	28000000	56000000	84000000	112000000	280000000
Region 56	28500000	57000000	85500000	114000000	285000000
Region 57	29000000	58000000	87000000	116000000	290000000
Region 58	29500000	59000000	88500000	118000000	295000000
Region 59	30000000	60000000	90000000	120000000	300000000
Region 60	30500000	61000000	91500000	122000000	305000000
Region 61	31000000	62000000	93000000	124000000	310000000
Region 62	31500000	63000000	94500000	126000000	315000000
Region 63	32000000	64000000	96000000	128000000	320000000
Region 64	32500000	65000000	97500000	130000000	325000000
Region 65	33000000	66000000	99000000	132000000	330000000
Region 66	33500000	67000000	100500000	134000000	335000000
Region 67	34000000	68000000	102000000	136000000	340000000
Region 68	34500000	69000000	103500000	138000000	345000000
Region 69	35000000	70000000	105000000	140000000	350000000
Region 70	35500000	71000000	106500000	142000000	355000000
Region 71	36000000	72000000	108000000	144000000	360000000
Region 72	36500000	73000000	109500000	146000000	365000000
Region 73	37000000	74000000	111000000	148000000	370000000
Region 74	37500000	75000000	112500000	150000000	375000000
Region 75	38000000	76000000	114000000	152000000	380000000
Region 76	38500000	77000000	115500000	154000000	385000000
Region 77	39000000	78000000	117000000	156000000	390000000
Region 78	39500000	79000000	118500000	158000000	395000000
Region 79	40000000	80000000	120000000	160000000	400000000
Region 80	40500000	81000000	121500000	162000000	405000000
Region 81	41000000	82000000	123000000	164000000	410000000
Region 82	41500000	83000000	124500000	166000000	415000000
Region 83	42000000	84000000	126000000	168000000	420000000
Region 84	42500000	85000000	127500000	170000000	425000000
Region 85	43000000	86000000	129000000	172000000	430000000
Region 86	43500000	87000000	130500000	174000000	435000000
Region 87	44000000	88000000	132000000	176000000	440000000
Region 88	44500000	89000000	133500000	178000000	445000000
Region 89	45000000	90000000	135000000	180000000	450000000
Region 90	45500000	91000000	136500000	182000000	455000000
Region 91	46000000	92000000	138000000	184000000	460000000
Region 92	46500000	93000000	139500000	186000000	465000000
Region 93	47000000	94000000	141000000	188000000	470000000
Region 94	47500000	95000000	142500000	190000000	475000000
Region 95	48000000	96000000	144000000	192000000	480000000
Region 96	48500000	97000000	145500000	194000000	485000000
Region 97	49000000	98000000	147000000	196000000	490000000
Region 98	49500000	99000000	148500000	198000000	495000000
Region 99	50000000	100000000	150000000	200000000	500000000
Region 100	50500000	101000000	151500000	202000000	505000000

Published on Resources Disclosure Log  
RTI Act 2009

---

Published on Resources Disclosure Log  
RTI Act 2009

Date : 28/07/2021 9:34:23 PM  
 From : "DOWNEY Peter"  
 To : "SYCZ Carlye" , "LLOYD Kahil"  
 Subject : RE: Follow-up from Minister de Brenni meeting - coal export information  
 Attachment : image001.png;

No worries. Let me know if anything else is required on this front.  
 -Peter

From: SYCZ Carlye <Carlye.Sycz@resources.qld.gov.au>  
 Sent: Wednesday, 28 July 2021 5:51 PM  
 To: DOWNEY Peter; LLOYD Kahil  
 Subject: FW: Follow-up from Minister de Brenni meeting - coal export information

Fyi. Thanks again Pete.

C

**Carlye Sycz**  
 Executive Director, Reform  
 Department of Resources  
 73(2)Irrelevant

From: SYCZ Carlye  
 Sent: Wednesday, 28 July 2021 5:48 PM  
 To: Brett Murphy; Talbot Speechley  
 Cc: KAISER Mike  
 Subject: Follow-up from Minister de Brenni meeting - coal export information

Hi Brett and Talbot

McKinley from Minister de Brenni's office followed up on the info they asked for at the briefing on Monday about export and usage information for coal. We have pulled together some info on it below – for you to send over if you are happy with it. Let me know if any feedback and we can tweak as needed too.

Thanks

Carlye

**Carlye Sycz**  
 Executive Director, Reform  
 Department of Resources  
 73(2)Irrelevant

What percentage of Queensland's mined coal is exported?

- The vast majority of Queensland's coal is exported. According to [Queensland Treasury's A Study of Long-Term Global Coal Demand \(September 2020\)](#) in 2019-20 almost 90% of Queensland coal production was exported (see table below). Broken down by coal types, approximately:
  - 99% of metallurgical coal was exported, and
  - 72% of thermal coal was exported.

2019-20			
	Share of total Queensland coal production (%)	Share of coal type production that is exported (%)	Share of total Queensland coal production that is exported (%) <sup>2</sup>
Metallurgical coal <sup>1</sup>	64%	99%	63%
Thermal coal	36%	72%	26%
Total share of Queensland coal production that is exported (%)			89%

Source: Queensland Treasury, Department of Resources

NOTE: Figures in the table are derived with reference to export volumes rather than export values, which differ. Metallurgical coal accounts for approximately 85% of the value of Queensland's coal exports, while thermal coal accounts for around 15% of the value of Queensland coal exports

<sup>1</sup> includes both hard coking and semi-soft/pulverised coal injection (PCI) coals utilised for the steelmaking process

<sup>2</sup> Derived by multiplying the share of total Queensland production by the share of a coal type that is exported

Domestic use

- The remaining 1% of metallurgical coal not exported is likely used for steel production, or represents port stockpiling that is replenished year-to-year. Australia only has two major crude steel producers (Bluescope and Liberty Steel Group) both of which appear to source the majority of their metallurgical coal from the Hunter Valley in New South Wales. But in some cases, metallurgical coal from Queensland may be utilised.
- For thermal coal, the almost 30% that is not exported is used locally for coal fired power generation, with the vast majority focused on Queensland power stations.
- Any reduction in demand for thermal coal currently used for local power generation would, where possible, likely be directed towards the international market rather than towards alternative domestic use. This is because there are few other commercial applications for this coal beyond heat generation. Further, coal fired power stations elsewhere in Australia are likely to continue to source their product from mines that are closer in proximity and, therefore, able to provide a more cost competitive source of thermal coal.
- Metallurgical coal is unaffected by demand from coal fired power stations and would also remain highly export focused.

	Share of total Queensland coal production (%)	Share of coal type production that is exported (%)	Share of total Queensland coal production that is exported (%) <sup>2</sup>
Metallurgical coal <sup>1</sup>	64%	99%	63%
Thermal coal	36%	72%	26%
Total share of Queensland coal production that is exported (%)			89%

Source: Queensland Treasury, Department of Resources

NOTE: Figures in the table are derived with reference to export volumes rather than export values, which differ. Metallurgical coal accounts for approximately 85% of the value of Queensland's coal exports, while thermal coal accounts for around 15% of the value of Queensland coal exports

<sup>1</sup> includes both hard coking and semi-soft/pulverised coal injection (PCI) coals utilised for the steelmaking process

<sup>2</sup> Derived by multiplying the share of total Queensland production by the share of a coal type that is exported

Date : 28/07/2021 3:02:48 PM  
 From : "DOWNEY Peter"  
 To : "SYCZ Carlye"  
 Cc : "GOOLEY Sarah"  
 Subject : RE: Q from De Brenni mtg  
 Attachment : image001.png;image002.png;image003.png;

Hi Carlye,

Tidied up version below. Note that I changed the figures in the table a little and that they do not correspond directly to the charts. This is because I discovered that Treasury used production data from 2018-19 but export data from 2019-20. This is: (a) just bad data practice and I have no idea why they did this without make it clear why, but more importantly, (b) creates slightly different results. So in order to avoid any confusion should staff in Ministers Stewart or De Brenni's office choose to engage with the Treasury paper, I converted both figures to 2019-20 results.

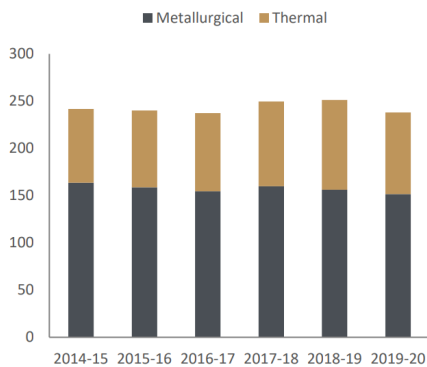
That means the table has different numbers from the two bar charts, but only a little. I think they're still instructive, but understand if you want to remove them for the sake of simplicity/accuracy.

\*\*\*

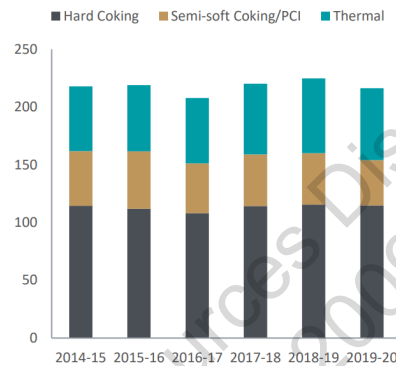
What percentage of Queensland's mined coal is exported?

- The vast majority of Queensland's coal is exported. According to [Queensland Treasury's A Study of Long-Term Global Coal Demand \(September 2020\)](#) in 219-20 almost 90% of Queensland coal production was exported (see table below producing figures from Queensland Treasury's study supplemented with more recent data as well as charts from that same study). Broken down by coal types, approximately:
  - 99% of metallurgical coal was exported, and
  - 72% of thermal coal was exported.

**Chart 3.1 Queensland Saleable Coal Production (Mt)**



**Chart 3.2 Queensland Coal Exports (Mt)**



Source: Department of Natural Resources, Mines and Energy

Sources: ABS and Queensland Treasury

		2019-20
Metallurgical coal <sup>1</sup>	Production (millions of tonnes - Mt)	156.2
	Export (millions of tonnes - Mt)	154.1
	<b>Export share of production (%)</b>	<b>99%</b>
Thermal Coal	Production (millions of tonnes -Mt)	86.5
	Export (millions of tonnes - Mt)	62.3
	<b>Export share of production (%)</b>	<b>72%</b>
TOTAL	Production (millions of tonnes -Mt)	242.7
	Export (millions of tonnes - Mt)	216.4
	<b>Export share of production (%)</b>	<b>89%</b>

Source: Queensland Treasury, Department of Resources

<sup>1</sup> includes both hard coking and semi-soft/pulverised coal injection (PCI) coals

What is coal that is not exported used for in Queensland?

- For thermal coal, the almost 30% that is not exported is used locally for coal fired power generation, with the vast majority focused on Queensland power stations.
- It is not entirely clear what the approximately 1% of metallurgical coal that was not exported was used for locally, but it is likely for steel production. Australia only has two major crude steel producers (Bluescope and Liberty Steel Group) both of which appear to source the majority of their metallurgical coal from the Hunter Valley in New South Wales. But it appears that in some cases, metallurgical coal from Queensland may be utilised.
- For example, as part of [a recent submission to the New South Wales Independent Planning Commission](#), Bluescope noted that its Port Kembla steelworks consumers approximately 3 million tonnes of coal per annum, of which over 80% is sourced from mines in the Illawarra region. Bluescope did not state where the remaining 20% was sourced from but did note that, "local coal supplies are supplemented by coal shipped from other regions to berths at Port Kembla adjacent to the steelworks".
- It is also possible that the 1% represents port stockpiling that is replenished year-to-year.

After coal fired power stations ceased operations, will there still be coal mining in Queensland, including mining for domestic use?

- It is anticipated that there would be coal mining following the cessation of operations at Queensland coal fired power stations and that this mining would focus on supplying the international market.
- Metallurgical coal is unaffected by demand from Queensland coal fired power stations and would also remain highly export focused.
- Thermal coal currently used for local power generation would, where possible, likely be directed towards the international market rather than towards alternative domestic use. This is because there are few other commercial applications for this coal beyond heat generation. Further, coal fired power stations elsewhere in Australia are likely to continue to source their product from mines that are closer in proximity and, therefore, able to provide a more cost competitive source of thermal coal.
- However, the ability of thermal coal mines that currently service coal fired power stations to shift their focus to exports varies. For example, the resource industry data and analytics provider AME expects that if the Kogan Creek Power and Tarong Power Stations shut down, so too would the coal mines that feed them directly. These mines are Kogan and Meandu mines, respectively, and both are small operations that are characterised by some limiting commercial factors, such as relatively lower quality product and a lack of access to export infrastructure. This would limit the ability of these mines to pivot to providing to the international market.
- By contrast, Stanwell power station sources its coal from the Curragh mine, which already exports its coal as well. Similarly, Gladstone Power Station sources its coal from a number of different mines. Consequently, in the event that Stanwell and Gladstone cease operating, the coal both employed may be redirected to international

markets by their producers.

---

**From:** SYCZ Carlye <Carlye.Sycz@resources.qld.gov.au>  
**Sent:** Tuesday, 27 July 2021 3:32 PM  
**To:** DOWNEY Peter  
**Cc:** GOOLEY Sarah  
**Subject:** Re: Q from De Brenni mtg

Ace, that makes total sense, thanks.

Could you work it up into a version we can send up and over to de Brenni? It's all the info you already have but just making it foolproof for them, and including the refs and graphs so they can follow up on the good sources as they need to.

Thanks!!

Sent from my iPhone

On 27 Jul 2021, at 2:22 pm, DOWNEY Peter <[Peter.Downey@resources.qld.gov.au](mailto:Peter.Downey@resources.qld.gov.au)> wrote:

Hey,  
My As to your Qs below in this **hard working shade of orange**.

---

**From:** SYCZ Carlye <[Carlye.Sycz@resources.qld.gov.au](mailto:Carlye.Sycz@resources.qld.gov.au)>  
**Sent:** Tuesday, 27 July 2021 10:37 AM  
**To:** DOWNEY Peter  
**Subject:** Q from De Brenni mtg

Hiya

Q from de Brenni meeting yesterday wondering if you could track down the answer for me on:

- What % of our mined coal is exported (assuming majority?)
  - **Correct, according to [the coal study that Queensland Treasury did](#) in 219-20 almost 90% of Queensland coal production was exported (see table below) and this is stable over time at the 89-90% level. Broken down by types, just about all (~99%) of metallurgical coal is exported, while close to 70% of thermal coal is exported (believe it or not there is variation in our figures in the table below it is 66% but crunching the Department of Resources figures elsewhere gets you to 70%).**
  - Of the stuff that is not exported, what is used in Queensland, and for what purpose? (i.e. is it all thermal used in power generation, or is it met, etc etc)
  - **For thermal coal, obviously the 30% that is not exported is used locally for coal fired power generation. I say 'locally' because while I assume most - if not all - of it would be used in Queensland, though some could get shipped between states. I assume not but I cannot confirm either.**
  - **The very small amount of metallurgical coal that is not exported is also a bit of a mystery. Australia only has two major crude steel producers and both of them appear to source the majority of their metallurgical coal from the Hunter Valley in NSW (though Bluescope steelworks at Port Kembla procures ~20% of its coal from somewhere other than the Hunter Valley, apparently). So potentially they source some from Queensland, as well. Also it's such a small, small amount that functionally 100% of product is exported (i.e. the 1% is a stockpile reserve of somekind that is replenished to about that level year to year)**

<image004.png>  
<image003.png>  
<image006.png>

The hypothesis that after the coal fired power stations closed there will still be coal mining in Queensland; including mining for domestic use.

- **Yes, absolutely there would be coal mining, both of thermal and (especially) metallurgical coal. Met would of course remain export focused, nothing would change there. However, thermal coal currently used for local power generation would I imagine, where possible, be directed towards the international market rather than to alternative domestic use.**
- **This will be highly circumstantial, though. For example, AME expects that if the Kogan Creek Power and Tarong Power Stations shut down, so too would the Kogan and Meandu mines that provide them with coal. Both are small mines characterised by some limiting commercial factors, such as low product quality and lack of access to export infrastructure.**
- **By contrast, Stanwell power station sources its coal from the Curragh mine, which also exports its coal as well (though it is a pretty high cost operation that suffers from high strip ratio (i.e. the dirt you need to remove to get to the coal) and is saddled with expensive export contracts through the Wiggins Island Coal Export Terminal.**

C

<image001.png> **Carlye Sycz**  
Executive Director, Reform  
Department of Resources

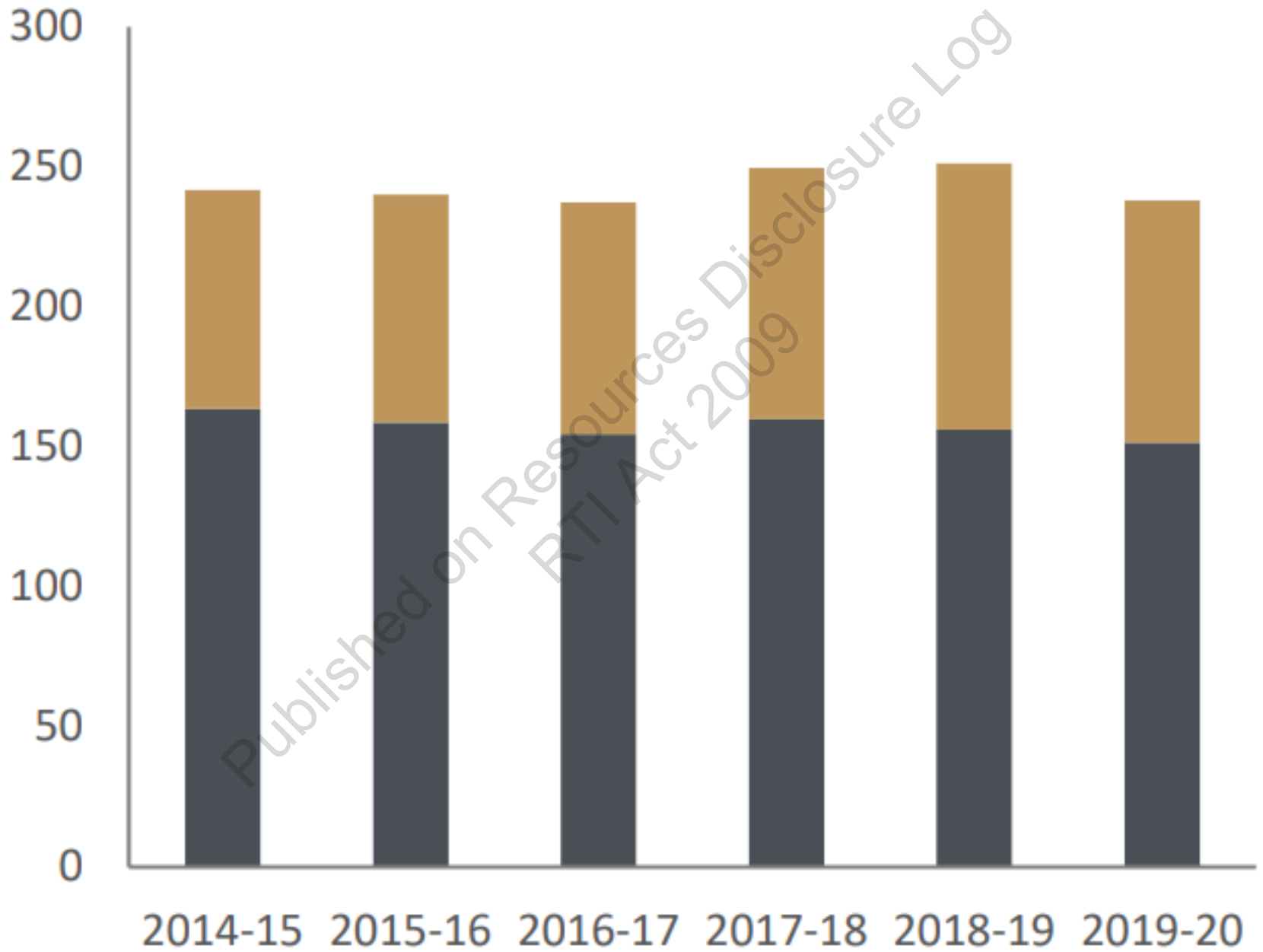
---

☒3(2)Irrelevant  
E: [carlye.sycz@dnrme.qld.gov.au](mailto:carlye.sycz@dnrme.qld.gov.au)  
A: 1 William Street, Brisbane



# Chart 3.1 Queensland Saleable Coal Production (Mt)

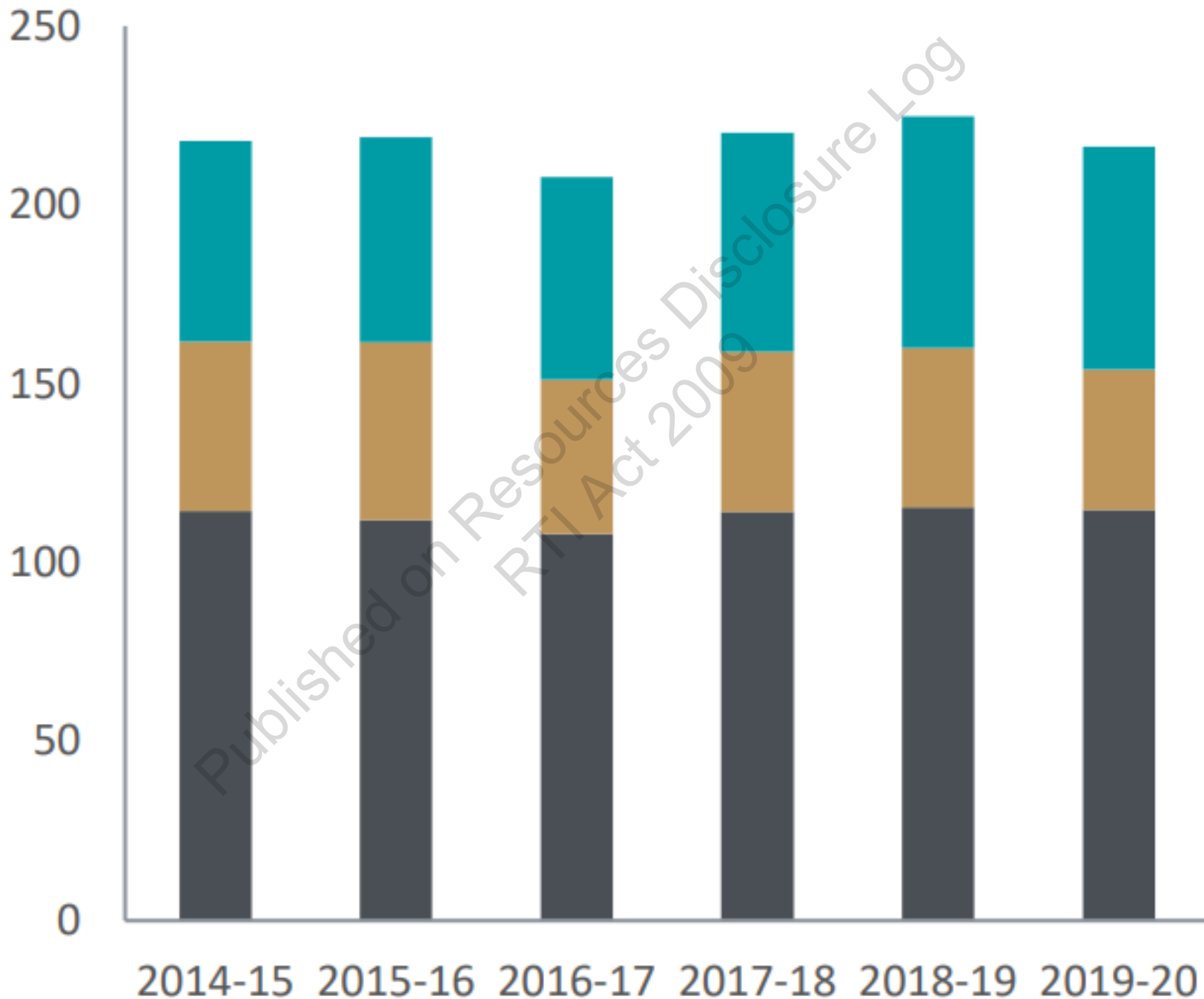
■ Metallurgical ■ Thermal



Published on Resources Disclosure Log  
RTI Act 2009

# Chart 3.2 Queensland Coal Exports (Mt)

■ Hard Coking    ■ Semi-soft Coking/PCI    ■ Thermal



Metallurgical coal <sup>1</sup>		
	Production (millions of tonnes - Mt)	156.2
	Export (millions of tonnes - Mt)	154.1
	<b>Export share of production (%)</b>	<b>99%</b>
Thermal Coal		
	Production (millions of tonnes -Mt)	86.5
	Export (millions of tonnes - Mt)	62.3
	<b>Export share of production (%)</b>	<b>72%</b>
TOTAL		
	Production (millions of tonnes - Mt)	242.7
	Export (millions of tonnes - Mt)	216.4
	<b>Export share of production (%)</b>	<b>89%</b>

Source: Queensland Treasury, Department of Resources

<sup>1</sup> includes both hard coking and semi-soft/pulverised coal injection (PCI) coals

Published on Resources Disclosure Log  
RTI Act 2009



**TABLE: Production and employment details for mines supplying to Queensland owned coal fired power stations**

MINE	OWNER	OUTPUT 2020 (millions of tonnes per annum - Mtpa) <sup>1</sup>			EMPLOYMENT 2020 <sup>1</sup>	EXPORTS? <sup>2</sup>	AMOUNT EXPORTED IN 2020 (Mtpa) <sup>2</sup>
		Thermal	Metallurgical <sup>3</sup>	Total			
Curragh <sup>4</sup>	Coronado Global Resources	3.43	8.25	11.68	1,795	YES	8.25
Callide <sup>5</sup>	Bachfire	10.26	0.00	10.26	742	YES	2.90
Meandu	Stanwell	5.22	0.00	5.22	412	NO	0.00
Commodore	InterGen	3.84	0.00	3.84	127	NO	0.00
Kogan Creek	CS Energy	1.90	0.00	1.90	74	NO	0.00

PRODUCTION TOTALS <sup>6</sup>	
Total production	Mtpa 32.90
Total thermal	24.65
Total Metallurgical	8.25
total export	11.15
Total domestic thermal	21.75

COAL INDUSTRY COMPARISON <sup>7</sup>	
% share of total Queensland thermal production	28.4%
% thermal of all production	10.3%
% share of metallurgical production	5.4%
% metallurgical share of all production	3.4%
% share of total production	13.7%

EMPLOYMENT TOTALS	
Total employment	3,150
Total domestically focused only	613

COMPARISON WITH TOTAL COAL EMPLOYMENT <sup>8</sup>	
% of DOR count of total coal employment	9%
total domestically focused employment as a % of DOR count of total employment	2%
% of ABS count of coal employment	11%
total domestically focused employment as a % of ABS count of coal employment	2%

**NOTES**

1. Obtained from Department of Resources (DOR) data
2. Obtained from AME database
3. Includes hard coking, semi-soft and PSI coals
4. DOR figures indicate that 3mt of thermal was produced in FY2020 for domestic consumption, while AME indicates that contractually this could be as high as 3.9mtpa
5. AME indicates that 2.9mt of thermal coal was exported in 2020.
6. Based on mine-by-mine production data, which is based on financial years. It is obtained through mines reporting data directly to DOR. This differs from overall coal production data, which is obtained on a quarterly basis and converts to calendar years. Also based on direct reports from mines. Differences are, however, minor.
7. comparison made on apples-for-apples basis with totals from mine specific data set
8. DOR and ABS figures differ. Total coal mining employment as measured by DOR (for purposes of resources safety and health levy) was 36, 311 at 31 December 2020. ABS count of coal jobs in Queensland (ABS Cat. No. 6291.0.55.003) was 29, 346 in November Quarter 2020. The direct apples-for-apples comparison is between DOR and DOR figures, however, a comparison of DOR and ABS figures is also included to demonstrate similar proportions.

Mine	ProdType	Sum of Volume	Sum of Volume (mtpa)	
TOTAL COAL		239,775,803	239.78	
<i>Total Thermal</i>		86,940,027	86.94	36%
<i>Total Metallurgical</i>		152,835,776	152.84	64%
Goonyella - Riverside	Metallurgical	17,104,902	17.10	
Rolleston	Thermal	14,594,027	14.59	
Peak Downs	Metallurgical	11,245,561	11.25	
Clermont Coal	Thermal	11,120,859	11.12	
Blackwater	Metallurgical	10,522,651	10.52	
Callide & Boundary Hill	Thermal	10,257,099	10.26	
Saraji	Metallurgical	9,927,353	9.93	
Caval Ridge	Metallurgical	8,676,346	8.68	
Curragh	Metallurgical	8,245,976	8.25	
Lake Vermont	Metallurgical	6,365,477	6.37	
Moranbah North	Metallurgical	6,270,721	6.27	
Dawson	Metallurgical	5,735,878	5.74	
Kestrel	Metallurgical	5,541,807	5.54	
Hail Creek	Metallurgical	5,441,586	5.44	
South Walker Creek	Metallurgical	5,414,752	5.41	
Meandu	Thermal	5,224,640	5.22	
Ensham OC	Thermal	5,011,684	5.01	
Oaky North	Metallurgical	4,986,770	4.99	
Daunia	Metallurgical	4,389,753	4.39	
German Creek - Grasstree	Metallurgical	4,299,648	4.30	
Poitrel	Metallurgical	4,112,251	4.11	
Jellinbah East	Metallurgical	4,111,077	4.11	
Commodore	Thermal	3,837,490	3.84	
Collinsville Opencut	Thermal	3,833,323	3.83	
German Creek - Lake Lindsay	Metallurgical	3,584,946	3.58	
Grosvenor	Metallurgical	3,461,741	3.46	
Curragh	Thermal	3,430,278	3.43	
Coppabella	Metallurgical	3,240,733	3.24	
Hail Creek	Thermal	3,014,628	3.01	
New Acland	Thermal	2,989,974	2.99	
Foxleigh	Metallurgical	2,790,713	2.79	
Byerwen Coal Mine	Metallurgical	2,564,999	2.56	
Blair Athol	Thermal	2,476,646	2.48	
Newlands	Thermal	2,397,218	2.40	
Isaac Plains	Metallurgical	2,348,866	2.35	
Yarrabee	Metallurgical	2,339,138	2.34	
Dawson	Thermal	2,253,505	2.25	
Carborough Downs	Metallurgical	2,213,664	2.21	
Drake Mine	Thermal	2,199,587	2.20	
Cameby Downs	Thermal	2,064,161	2.06	
Middlemount	Metallurgical	2,051,204	2.05	
Kogan Creek	Thermal	1,904,339	1.90	
Byerwen Coal Mine	Thermal	1,673,611	1.67	
Moorvale	Metallurgical	1,102,675	1.10	
Jax Mine	Thermal	1,080,900	1.08	
Kestrel	Thermal	1,070,304	1.07	
Gregory	Metallurgical	943,176	0.94	
Baralaba	Metallurgical	911,147	0.91	
Minerva	Thermal	883,397	0.88	
Jellinbah East	Thermal	826,570	0.83	
Bluff Mine	Metallurgical	811,058	0.81	
Yarrabee	Thermal	634,798	0.63	
German Creek - Lake Lindsay	Thermal	573,428	0.57	
Meteor Downs South	Thermal	570,141	0.57	
Blackwater	Thermal	566,532	0.57	
Sonoma Coal	Thermal	545,309	0.55	
Drake Mine	Metallurgical	512,864	0.51	
Moorvale	Thermal	510,340	0.51	
Jax Mine	Metallurgical	439,232	0.44	
Goonyella - Riverside	Thermal	424,266	0.42	
Lake Vermont	Thermal	424,179	0.42	
Millennium	Metallurgical	394,772	0.39	
Newlands	Metallurgical	389,155	0.39	
Jeebropilly	Thermal	276,559	0.28	
Cook	Metallurgical	210,750	0.21	
Sonoma Coal	Metallurgical	132,434	0.13	
Middlemount	Thermal	92,282	0.09	
Gregory	Thermal	65,537	0.07	
Isaac Plains	Thermal	41,160	0.04	
Baralaba	Thermal	39,720	0.04	
Cook	Thermal	31,536	0.03	
Newlands Eastern Creek	Thermal	0	0.00	
Newlands Wollombi	Metallurgical	0	0.00	
Newlands Wollombi	Thermal	0	0.00	

**TABLE: QUEENSLAND GOVERNMENT OWNED COAL-FIRED POWER STATIONS AND THEIR COAL SOURCES**

POWER STATION	OWNER	FUEL SOURCE	DETAILS <sup>1</sup>
Kogan Creek Power Station	CS Energy	Dedicated coal mine	CS Energy also owns the neighbouring <b>Kogan Creek Mine</b> , which supplies black coal to the power station via a four kilometre overland conveyor belt and is operated by Golding Contractors. Kogan Creek Mine supplies more than two million tonnes of coal to the power station each year.
Callide Power Station	CS Energy	Sourced from a coal mine	
Gladstone Power Station	Joint Venture participants Rio Tinto Ltd (42.125%), NRG Energy Inc (37.5%), SLMA GPS Pty Ltd (8.50%), Ryowa II GPS Pty Ltd (7.125%) and YKK GPS (Queensland) Pty Ltd (4.75%). CS Energy trades energy output in excess of the requirements of the Boyne Island aluminium smelter.	Sourced from a coal mine	<b>Callide coal mine</b> , operated by Batchfire resources. Coal mined at Callide is largely sold to domestic customers, with CS Energy usually purchasing at least 5.5Mtpa for its Callide power station. Coal is also supplied to the Gladstone power station, and Queensland Alumina Limited's aluminium refinery at Gladstone purchasing around 1Mtpa. The remainder of the coal, currently around 30% of tonnes produced, is sold on the Asian export market. China is the primary customer for Callide, followed by India and Japan.
Stanwell Power Station	Stanwell	Sourced from a coal mines	Coal is sourced from the <b>Curragh Mine</b> . As a condition of the Curragh mining lease, up to 3.9Mtpa of domestic thermal coal must be supplied to the Stanwell and Gladstone power stations in preference to supplying any other customer. The mine is contracted to supply thermal coal to Stanwell power station until 2027, with the development of Curragh North (Pisces) extending the Stanwell power station contract from 2016. From 2027, all coal sold to Stanwell will be under a new agreement. The remainder of saleable production is hard coking, semi-hard coking and low volatile PCI which are exported to customers in Asia, Europe and South America. Japan is the primary destination for Curragh metallurgical product, followed by India and South Korea.
Tarong and Tarong North Power Stations	Stanwell	Dedicated coal mine	The adjacent <b>Meandu Mine</b> , also owned by Stanwell, supplies coal to both power stations via a 1.5 kilometre conveyor.
Millerman	partnership between InterGen, China Huenang Group, Daelim and Kiamco	Dedicated coal mine	The adjacent <b>Commodore mine</b> , also operated by Ingen, supplies coal to the Millerman power station

NOTES

1. Details taken from GOC websites and from AME database profile on these mines



Queensland Coal Open Cut/Exploration Mines\*  
Reported number of workers as at 31 March 2014

Mine	No. of Workers
Baralaba Coal Mine	289
Blackwater Mine	1,791
Blair Athol Mine	19
BMA Exploration Areas Mine	85
Burton Mine	590
Byerwen Mine	1
Callide Mine	701
Cameby Downs Coal Mine	248
Capcoal Surface Coal Mine (Ex German Creek)	802
Carmichael Coal	14
Caval Ridge Mine Site	2,135
Clermont Coal Mine	773
Collinsville Mine	183
Commodore Mine	89
Coppabella	7
Coppabella Mine	707
Curragh Mine	1,347
Daunia Mine	832
Dawson Mine	1,384
Ensham Mine	375
EPC 722 Ellensfield Coal	1
Eureka Creek Village	130
Foxleigh Mine	410
Gooniyella Riverside Mine	2,182
Gregory Mine	64
Gundyer	3
Hail Creek Mine	1,236
Isaac Plains	298
Jeebropilly Collieries	165
Jellinbah East Mine	486
Kogan Creek Mine	87
Lake Vermont Mine	738
Meandu Mine (Tarong Energy)	415
Middlemount Mine	483
Millennium Mine - Exploration and Development	1
Millennium Open Cut Mine	556
Minerva Mine	285
Monto Coal	2
Moorvale Mine	434
New Acland	320
New Hope Exploration	17
Newlands Open Cut	622
Norwich Park Mine	22
Oaky Creek Surface Operations	407
Peak Downs Mine	1,707
Poitrel Mine	400
QCoal Northern Hub	396
Red Mountain Joint Venture CHPP	63
Rolleston Mine	665
Saraji Mine	1,376
South Walker Creek Mine	463
West Rolleston Coal Pty Ltd	4
West Walker	2
Wilkie Creek Coal Mine	74
Willunga- Coxendean Willunga	11
Yarrabee Mine	504
<b>Total</b>	<b>27,401</b>

\* Only mines with a workforce greater than zero for the quarter are listed

Queensland Coal Open Cut/Exploration Mines\*  
Reported number of workers as at 30 June 2014

Mine	No. of Workers
Anglo American Metallurgical Coal Pty Ltd	2
Baralaba Coal Mine	272
Blackwater Mine	1,996
Blackwater South Project	3
Blair Athol Mine	18
BMA Exploration Areas Mine	113
Bogside Mining Industries	3
Broadlea Central Exploration Mine (EPC 667)	5
Broadlea North Mine	2
Bundi Project Exploration	1
Burton Mine	689
Byerwen Mine	16
Callide Mine	726
Cameby Downs Coal Mine	286
Capcoal Surface Coal Mine (Ex German Creek)	920
Carmichael Coal	24
Caval Ridge Mine Site	1,582
China Stone Project	35
Clermont Coal Mine	731
Collinsville Mine	287
Colton Coal Pty Ltd - SR - Maryborough Project	2
Commodore Mine	90
Coppabella Mine	646
CRR Bundaberg	4
Curragh Mine	1,170
Daunia Mine	926
Dawson Mine	1,243
Drake Coal	6
Eaglefield Mine (At North Goonyella)	123
East Tieri	11
Ebenezer	1
Endocoal Southern	5
Ensham Mine	380
EPC 1270 EPC 1271 EPC 1272 EPC 1273	1
EPC 1296	1
EPC 1643 & 2242	1
EPC 1738	1
EPC 1744	3
EPC 1746	1
EPC 1799	2
EPC 1806	2
EPC 2114	1
EPC 2221	2
EPC 2318, EPC 2327, EPC 2332	2
EPC 2386 - Lonesome Creek Project	5
EPC 722 Ellensfield Coal	2
EPC 729 Bluff	1
EPC 891 (Bandanna Energy Limited)	21
EPC 956	2
EPC Wongai Coal Project	1
Eureka Creek Village	134
Exp Argos Aquila Resources Qld Coal Exp	5
Exp Wombindi Coal Baralaba Coal Company	9
Exploration - Anglo Coal - Carlo Creek	3
Exploration - Anglo Coal - Foxleigh	5
Exploration - Carabella - Bluff	5
Exploration - Waratah Coal Pty Ltd	5
Exploration - Xstrata - Rolleston West	1
Foxleigh Mine	424
Gooniyella Riverside Mine	2,232
Gregory Mine	49
Hail Creek Mine	1,206
Idalia Coal Exploration	3
Isaac Plains	306
Jeebropilly Collieries	156
Jellinbah East Mine	444
Kogan Creek Mine	86
Lake Vermont Mine	769
Meandu Mine (Tarong Energy)	469
Middlemount Mine	533
Millennium Open Cut Mine	613
Mimosa Coal Exploration Project	1
Minerva Mine	286
Mirtna Exploration Mine (EPC 926)	1
Monto Coal	2
Moorlands Project	5
Moorvale Mine	471
MORANBAH PROJECT - EPC 1653	2
New Acland	280
New Hope Exploration	17
Newlands Open Cut	616
Norwich Park Mine	40
Oaky Creek Surface Operations	512
Olive Downs South	7
Peak Downs Mine	1,555
Poitrel Mine	375
QCoal Northern Hub	406
Red Mountain Joint Venture CHPP	52
Resolve Coal	2
Rolle Creek (Capcoal)	5
Rolleston Mine	779
Saraji Mine	1,343
South Pentland	4
South Walker Creek Mine	516
Stanmore Coal Exploration	2
Stephens Creek	5
Suttor Creek	8
Tarong Energy Corporation Limited - SR - Kunioon	1
Tuan West exploration	1
U & D Mining	13
West Theodore Project - EPCs 2427 & 2426	1
West Walker	14
Wilkie Creek Coal Mine	18
Willunga- Coxendean Willunga	39
Winchester South	10
Yarrabee Mine	494
<b>Grand Total</b>	<b>27,707</b>

\* Only mines with a workforce greater than zero for the quarter are listed

Queensland Coal Open Cut/Exploration Mines\*  
Reported number of workers as at 30 September 2014

Mine	No. of Workers
Baralaba Coal Mine	239
Blackwater Mine	1,960
Blair Athol Mine	14
BMA Exploration Areas Mine	99
BMC Exploration Areas Mine	2
Burton Mine	566
Byerwen Mine	19
Callide Mine	727
Cameby Downs Coal Mine	138
Capcoal Surface Coal Mine (Ex German Creek)	881
Capricorn Coal	1
Carmichael Coal	34
Caval Ridge Mine Site	1,004
Clermont Coal Mine	707
Collinsville Mine	293
Commodore Mine	91
Coppabella	1
Coppabella Mine	636
Curragh Mine	1,229
Daunia Mine	606
Dawson Mine	1,241
Ensham Mine	361
EPC 722 Ellensfield Coal	46
Eureka Creek Village	116
Foxleigh Mine	401
Gooniyella Riverside Mine	1,980
Gregory Mine	50
Hail Creek Mine	1,357
Horse Creek	1
Isaac Plains	303
Jeebropilly Collieries	123
Jellinbah East Mine	432
Kogan Creek Mine	83
Lake Vermont Mine	763
Meandu Mine (Tarong Energy)	475
Middlemount Mine	557
Millennium Open Cut Mine	556
Minerva Mine	283
Moorvale Mine	503
New Acland	321
New Hope Exploration	12
Newlands Open Cut	528
Norwich Park Mine	26
Oaky Creek Surface Operations	414
Peak Downs Mine	1,691
Poitrel Mine	368
QCoal Northern Hub	375
Red Mountain Joint Venture CHPP	51
Rolleston Mine	843
Saraji Mine	1,458
South Walker Creek Mine	509
West North Burton	1
West Walker	6
Wilkie Creek Coal Mine	14
Willunga- Coxendean Willunga	45
Yarrabee Mine	532
<b>Grand Total</b>	<b>26,072</b>

\* Only mines with a workforce greater than zero for the quarter are listed

**Queensland Coal Open Cut/Exploration Mines\***  
Reported number of workers as at 31 December 2014

Mine	No. of Workers
Blackwater Mine	1,643
Blair Athol Mine	23
BMA Exploration Areas Mine	68
Burton Mine	229
Byerwen Mine	12
Callide Mine	733
Cameby Downs Coal Mine	119
Capcoal Surface Coal Mine (Ex German Creek)	886
Capricorn Coal	6
Carmichael Coal	37
Caval Ridge Dragline Maintenance Area No.1	215
Caval Ridge Mine Site	750
Clermont Coal Mine	583
Collinsville Mine	361
Commodore Mine	88
Cooper Creek Project EPC 1607	3
Coppabella	6
Coppabella Mine	608
Curragh Mine	1,140
Daunia Mine	616
Dawson Mine	1,255
Ensham Mine	255
EPC 722 Ellensfield Coal	31
EPC 930 Richfield	7
Eureka Creek Village	62
Exp Wonbindi Coal Baralba Coal Company	215
Foxleigh Mine	426
Gooniyella Riverside Mine	1,692
Gregory Mine	53
Hail Creek Mine	1,527
Isaac Plains	255
Jeebropilly Collieries	126
Jellinbah East Mine	391
Kogan Creek Mine	72
Lake Vermont Mine	687
Meandu Mine (Tarong Energy)	471
Middlemount Mine	515
Millennium Mine - Exploration and Development	2
Millennium Open Cut Mine	555
Minerva Mine	279
Moorvale Mine	373
New Acland	319
New Hope Exploration	14
Newlands Open Cut	525
Norwich Park Mine	38
Oaky Creek Surface Operations	319
Peak Downs Mine	1,635
Poitrel Mine	358
QCoal Northern Hub	343
Red Mountain Joint Venture CHPP	51
Rolleston Mine	820
Saraji Mine	1,371
South Walker Creek Mine	502
West North Burton	6
West Walker	24
Wilkie Creek Coal Mine	16
Willunga- Coxendean Willunga	24
Yarrabee Mine	492
<b>Grand Total</b>	<b>24,232</b>

\* Only mines with a workforce greater than zero for the quarter are listed

**Queensland Coal Open Cut/Exploration Mines\***  
Reported number of workers as at 31 March 2015

Mine	No. of Workers
Blackwater Mine	1,658
Blair Athol Mine	19
BMA Exploration Areas Mine	63
Burton Mine	245
Byerwen Mine	3
Callide Mine	786
Cameby Downs Coal Mine	122
Capcoal Surface Coal Mine (Ex German Creek)	824
Carmichael Coal	31
Caval Ridge Dragline Maintenance Area No.1	50
Caval Ridge Mine Site	784
Clermont Coal Mine	637
Collinsville Mine	421
Commodore Mine	92
Coppabella Mine	571
Curragh Mine	1,454
Daunia Mine	619
Dawson Mine	1,342
Ensham Mine	287
Eureka Creek Village	71
Exp Wonbindi Coal Baralba Coal Company	158
Foxleigh Mine	387
Gooniyella Riverside Mine	1,630
Gregory Mine	48
Hail Creek Mine	1,448
Isaac Plains	8
Jeebropilly Collieries	123
Jellinbah East Mine	236
Jellinbah Plains	179
Kogan Creek Mine	81
Lake Vermont Mine	765
Meandu Mine (Tarong Energy)	461
Middlemount Mine	511
Millennium Open Cut Mine	513
Minerva Mine	274
Moorvale Mine	354
New Acland	315
New Hope Exploration	12
Newlands Open Cut	534
Norwich Park Mine	27
Oaky Creek Surface Operations	285
Peak Downs Mine	1,617
Poitrel Mine	341
QCoal Northern Hub	335
Red Mountain Joint Venture CHPP	50
Rolleston Mine	822
Saraji Mine	1,360
South Walker Creek Mine	468
West Walker	3
Wilkie Creek Coal Mine	10
Willunga- Coxendean Willunga	3
Yarrabee Mine	458
<b>Grand Total</b>	<b>23,895</b>

\* Only mines with a workforce greater than zero for the quarter are listed

**Queensland Coal Open Cut/Exploration Mines\***  
Reported number of workers as at 30 June 2015

Mine	No. of Workers
Bauple Exploration Pty Ltd	1
Blackwater Mine	1,654
Blackwater South Project	1
Blair Athol Mine	11
BMA Exploration Areas Mine	75
BMC Exploration Areas Mine	2
Bogside Mining Industries	3
Broadlea North Mine	2
Burton Mine	214
Byerwen Mine	10
Callide Mine	706
Cameby Downs Coal Mine	142
Capcoal Surface Coal Mine (Ex German Creek)	1,041
Carmichael Coal	16
Caval Ridge Mine Site	884
Clermont Coal Mine	653
Collinsville Mine	363
Commodore Mine	91
Coppabella Mine	598
Curragh Mine	1,659
Daunia Mine	706
Dawson Mine	1,276
Drake Coal	2
Elimatta Project (EPC 650)	1
Endocoal - CRM	2
Endocoal Southern	2
Ensham Mine	330
EPC 1643 & 2242	1
EPC 2128 Montrose Project	1
EPC 930 Richfield	13
EPC Wongai Coal Project	1
Eureka Creek Village	88
Exp Wonbindi Coal Baralba Coal Company	170
Exploration - Ensham - MDL 217 MDL 218	4
Exploration - Waratah Coal Pty Ltd	2
Exploration - Xstrata - Rolleston Mine-EPC 538	1
Exploration - Xstrata - Rolleston West	1
Fairway Coal Pty Ltd	2
Foxleigh Mine	445
Gooniyella Riverside Mine	1,793
Gregory Mine	36
Hail Creek Mine	1,412
Isaac Plains	2
Jeebropilly Collieries	129
Jellinbah East Mine	226
Jellinbah Plains	201
Kogan Creek Mine	58
Lake Vermont Mine	633
Matilda Coal - Dingo Exploration Project	3
Meandu Mine (Tarong Energy)	432
Middlemount Mine	506
Millennium Mine - Exploration and Development	2
Millennium Open Cut Mine	519
Mimosa Coal Exploration Project	1
Minerva Mine	279
Moorlands Project	4
Moorvale Mine	373
New Acland	312
New Hope Exploration	7
Newlands Open Cut	560
Norwich Park Mine	29
Oaky Creek Surface Operations	309
Peak Downs Mine	1,583
Poitrel Mine	373
QCoal Northern Hub	413
Red Mountain Joint Venture CHPP	50
Resolve Coal	1
Rolleston Mine	953
Saraji Mine	1,520
South Walker Creek Mine	532
Stanmore Coal Ltd	2
U & D Mining	3
Vale Exploration	19
West North Burton	3
West Rolleston Coal Pty Ltd	1
West Theodore Project - EPCs 2427 & 2426	6
West Walker	32
Wilkie Creek Coal Mine	7
Willunga- Coxendean Willunga	2
Winchester South	1
Yarrabee Mine	440
<b>Grand Total</b>	<b>24,941</b>

\* Only mines with a workforce greater than zero for the quarter are listed

**Queensland Coal Open Cut/Exploration Mines\***  
Reported number of workers as at 30 September 2015

Mine	No. of Workers
Blackwater Mine	1,914
Blair Athol Mine	14
BMA Exploration Areas Mine	63
Burton Mine	220
Byerwen Mine	8
Callide Mine	656
Cameby Downs Coal Mine	127
Capcoal Surface Coal Mine (Ex German Creek)	840
Carmichael Coal	14
Caval Ridge Dragline Maintenance Area No.1	37
Caval Ridge Mine Site	864
Clermont Coal Mine	659
Collinsville Mine	253
Commodore Mine	79
Coppabella	1
Coppabella Mine	526
Curragh Mine	1,426
Daunia Mine	715
Dawson Mine	1,354
Ensham Mine	301
EPC 930 Richfield	5
Eureka Creek Village	115
Exp Wonbindi Coal Baralaba Coal Company	127
Foxleigh Mine	464
Goonyella Riverside Mine	2,051
Gregory Mine	41
Hail Creek Mine	1,394
Isaac Plains	2
Jeebropilly Collieries	131
Jellinbah East Mine	231
Jellinbah Plains	190
Kogan Creek Mine	62
Lake Vermont Mine	745
Meandu Mine (Tarong Energy)	435
Middlemount Mine	569
Millennium Open Cut Mine	507
Minerva Mine	270
Monto Coal	2
Moorvale Mine	370
New Acland	313
New Hope Exploration	2
Newlands Open Cut	565
Norwich Park Mine	29
Oaky Creek Surface Operations	278
Peak Downs Mine	1,737
Poitrel Mine	356
QCoal Northern Hub	472
Red Mountain Joint Venture CHPP	51
Rolleston Mine	1,013
Saraji Mine	1,623
South Walker Creek Mine	548
West North Burton	11
West Rolleston Coal Pty Ltd	11
West Walker	17
Wilkie Creek Coal Mine	6
Yarrabee Mine	469
<b>Grand Total</b>	<b>25,283</b>

\* Only mines with a workforce greater than zero for the quarter are listed

**Queensland Coal Open Cut/Exploration Mines\***  
Reported number of workers as at 31 December 2015

Mine	No. of Workers
Blackwater Mine	1,950
Blair Athol Mine	13
BMA Exploration Areas Mine	142
Burton Mine	224
Byerwen Mine	4
Callide Mine	666
Cameby Downs Coal Mine	132
Capcoal Surface Coal Mine (Ex German Creek)	660
Caval Ridge Mine Site	916
Clermont Coal Mine	649
Collinsville Mine	282
Commodore Mine	81
Coppabella Mine	496
Curragh Mine	1,140
Daunia Mine	714
Dawson Mine	1,248
Ensham Mine	308
EPC 930 Richfield	10
Eureka Creek Village	112
Exp Wonbindi Coal Baralaba Coal Company	161
Foxleigh Mine	392
Goonyella Riverside Mine	1,914
Gregory Mine	27
Hail Creek Mine	1,357
Isaac Plains	5
Isaac Plains Dragline Maintenance Area No. 1	33
Jeebropilly Collieries	129
Jellinbah East Mine	227
Jellinbah Plains	191
Kogan Creek Mine	61
Lake Vermont Mine	741
Meandu Mine (Tarong Energy)	524
Middlemount Mine	495
Millennium Mine - Exploration and Development	4
Millennium Open Cut Mine	510
Minerva Mine	291
Moorvale Mine	363
New Acland	318
New Hope Exploration	7
Newlands Open Cut	546
Norwich Park Mine	26
Oaky Creek Surface Operations	402
Peak Downs Mine	1,555
Poitrel Mine	367
QCoal Northern Hub	477
Red Mountain Joint Venture CHPP	53
Rolleston Mine	898
Saraji Mine	1,659
South Walker Creek Mine	525
West North Burton	16
West Walker	5
Wilkie Creek Coal Mine	7
Yarrabee Mine	405
<b>Grand Total</b>	<b>24,438</b>

\* Only mines with a workforce greater than zero for the quarter are listed

**Queensland Coal Open Cut/Exploration Mines\***  
Reported number of workers as at 31 March 2016

Mine	No. of Workers
Blackwater Mine	1,824
Blair Athol Mine	12
Burton Mine	247
Callide Mine	614
Cameby Downs Coal Mine	152
Caval Ridge Mine Site	1,027
Clermont Coal Mine	684
Collinsville Mine	165
Commodore Mine	86
Coppabella Mine	473
Curragh Mine	1,126
Daunia Mine	696
Dawson Mine	1,220
Ensham Mine	281
Eureka Creek Village	85
Foxleigh Mine	387
Goonyella Riverside Mine	1,893
Gregory Mine	4
Hail Creek Mine	1,323
Isaac Plains	124
Kogan Creek Mine	58
Lake Vermont Mine	643
Meandu Mine (Tarong Energy)	530
Middlemount Mine	502
Millennium Open Cut Mine	519
Minerva Mine	273
Moorvale Mine	373
Norwich Park Mine	23
Oaky Creek Surface Operations	259
Peak Downs Mine	1,495
Poitrel Mine	366
Rolleston Mine	824
Saraji Mine	1,568
South Walker Creek Mine	464
Wilkie Creek Coal Mine	7
Yarrabee Mine	391
Capcoal Surface Coal Mine (Ex German Creek)	699
New Acland	325
QCoal Northern Hub	484
Jellinbah East Mine	227
BMA Exploration Areas Mine	51
Byerwen Mine	3
Coppabella	3
Jellinbah Plains	182
Jeebropilly Collieries	136
Newlands Coal Mine	597
Red Mountain Infrastructure	51
Exp Wonbindi Coal Baralaba Coal Company	86
<b>Grand Total</b>	<b>23,562</b>

\* Only mines with a workforce greater than zero for the quarter are listed

**Queensland Coal Open Cut/Exploration Mines\***  
Reported number of workers as at 30 June 2016

Mine	No. of Workers
Biloela Energy - Callide	1
Blackwater Mine	1,795
Blair Athol Mine	10
BMA Exploration Areas Mine	70
BMC Exploration Areas Mine	3
Bowen Basin Coal Exploration	2
Burton Mine	227
Byerwen Mine	1
Callide Mine	570
Cameby Downs Coal Mine	135
Capcoal Surface Coal Mine (Ex German Creek)	681
Caval Ridge Mine Site	1,046
Clermont Coal Mine	624
Collinsville Mine	88
Commodore Mine	73
Coppabella	12
Coppabella Mine	478
Crinum Mine	21
Curragh Mine	1,098
Daunia Mine	708
Dawson Mine	1,219
Ensham Mine Surface	288
EPC 1643 & 2242	1
EPC 739 & MDL 443	2
EPC1274 & EPC1276	2
Eureka Creek Village	85
Exevale Exploration Mine	1
Exp - Civil & Mining Resources Dawson West	2
Exp - Rio Tinto Exploration - CRR - Valeria	4
Exp Wonbindi Coal Baralaba Coal Company	9
Exploration - CAML - Foxleigh Project	2
Exploration - Ensham - MDL 217 MDL 218	4
Exploration - Waratah Coal Pty Ltd	2
Exploration - Xstrata - Rolleston Mine-EPC 538	1
Exploration - Xstrata - Rolleston West	2
Fairway Coal Pty Ltd	2
Foxleigh Mine	363
Goonyella Riverside Mine	1,787
Gregory Mine	2
Haenke #3	2
Hail Creek Mine	1,395
Isaac Plains	207
Isaac Plains East Exploration	2
Jeebropilly Collieries	136
Jellinbah East Mine	231
Jellinbah Plains	201
Kogan Creek Mine	55
Lake Vermont Mine	678
Mackenzie Project	1
Matilda Coal - Dingo Exploration Project	1
Meandu Mine (Tarong Energy)	478
Middlemount Mine	510
Millennium Open Cut Mine	502
Minerva Mine	251
Moorvale Mine	319
New Acland	339
Newlands Coal Mine	619
Norwich Park Mine	25
Oaky Creek Surface Operations	251
Olive Downs South	1
Peak Downs Mine	1506
Poitrel Mine	377
QCoal Northern Hub	493
Red Mountain Infrastructure	52
Rolfe Creek (Capcoal)	1
Rolleston Mine	894
Saraji Mine	1,713
South Walker Creek Mine	438
Wandoan Coal Project	1
Wilkie Creek Coal Mine	8
Yarrabee Mine	392
<b>Grand Total</b>	<b>23,500</b>

\* Only mines with a workforce greater than zero for the quarter are listed

**Queensland Coal Open Cut/Exploration Mines\***  
Reported number of workers as at 30 September 2016

Mine	No. of Workers
Baralaba Coal Mine	6
Blackwater Mine	1,762
Blair Athol Mine	6
BMA Exploration Areas Mine	26
BMC Exploration Areas Mine	8
Burton Mine	192
Callide Mine	596
Cameby Downs Coal Mine	136
Capcoal Surface Coal Mine (Ex German Creek)	641
Caval Ridge Mine Site	1,085
Clermont Coal Mine	610
Collinsville Mine	128
Commodore Mine	79
Coppabella	8
Coppabella Mine	467
Curragh Mine	1,360
Daunia Mine	692
Dawson Mine	1,211
Ensham Mine	285
Eureka Creek Village	74
Foxleigh Mine	414
Goonyella Riverside Mine	1,748
Gregory Mine	2
Hail Creek Mine	1,360
Isaac Plains	231
Jeebropilly Collieries	143
Jellinbah East Mine	233
Jellinbah Plains	196
Kogan Creek Mine	61
Lake Vermont Mine	765
Meandu Mine (Tarong Energy)	564
Middlemount Mine	505
Millennium Mine - Exploration and Development	1
Millennium Open Cut Mine	514
Minerva Mine	247
Moorvale Mine	343
New Acland	379
Newlands Coal Mine	561
Norwich Park Mine	22
Oaky Creek Surface Operations	245
Peak Downs Mine	1,521
Poitrel Mine	410
QCoal Northern Hub	441
Red Mountain Infrastructure	50
Rolleston Mine	819
Saraji Mine	1,658
South Walker Creek Mine	599
Wilkie Creek Coal Mine	10
Yarrabee Mine	388
<b>Grand Total</b>	<b>23,802</b>

\* Only mines with a workforce greater than zero for the quarter are listed

**Queensland Coal Open Cut/Exploration Mines\***  
Reported number of workers as at 31 December 2016

Mine	No. of Workers
Baralaba Coal Mine	7
Blackwater Mine	1,932
Blair Athol Mine	7
BMA Exploration Areas Mine	19
BMC Exploration Areas Mine	5
Burton Mine	139
Byerwen Mine	1
Callide Mine	582
Cameby Downs Coal Mine	144
Capcoal Surface Coal Mine (Ex German Creek)	611
Caval Ridge Mine Site	1,143
Clermont Coal Mine	602
Collinsville Mine	177
Commodore Mine	84
Coppabella	4
Coppabella Mine	467
Curragh Mine	1,480
Daunia Mine	706
Dawson Mine	1,234
Ensham Mine	265
Eureka Creek Village	82
Exp - Fitzroy (CQ) Pty Ltd Exploration - CRM	3
Foxleigh Mine	388
Goonyella Riverside Mine	2,002
Gregory Mine	2
Hail Creek Mine	1,443
Isaac Plains	213
Jeebropilly Collieries	120
Jellinbah East Mine	262
Jellinbah Plains	190
Kogan Creek Mine	62
Lake Vermont Mine	674
Meandu Mine (Tarong Energy)	504
Middlemount Mine	504
Millennium Open Cut Mine	501
Minerva Mine	253
Moorvale Mine	386
New Acland	349
Newlands Coal Mine	651
Norwich Park Mine	21
Oaky Creek Surface Operations	212
Olive Downs Project	4
Peak Downs Mine	1,519
Poitrel Mine	477
QCoal Northern Hub	403
Red Mountain Infrastructure	48
Rolleston Mine	812
Saraji Mine	1,636
South Walker Creek Mine	614
Wilkie Creek Coal Mine	9
Yarrabee Mine	417
<b>Grand Total</b>	<b>24,370</b>

\* Only mines with a workforce greater than zero for the quarter are listed

**Queensland Coal Open Cut/Exploration Mines\***  
Reported number of workers as at 31 March 2017

Mine	No. of Workers
Blackwater Mine	1,704
Blair Athol Mine	7
BMA Exploration Areas Mine	17
Burton Mine	17
Byerwen Mine	1
Callide Mine	609
Cameby Downs Coal Mine	145
Capcoal Surface Coal Mine (Ex German Creek)	472
Caval Ridge Mine Site	1,203
Clermont Coal Mine	605
Collinsville Mine	322
Commodore Mine	89
Coppabella Mine	486
Curragh Mine	1,531
Daunia Mine	685
Dawson Mine	1,221
Ensham Mine	273
Eureka Creek Village	83
Exp - Fitzroy (CQ) Pty Ltd Exploration - CRM	2
Exp Wonbindi Coal Baralaba Coal Company	10
Foxleigh Mine	322
Goonyella Riverside Mine	2,087
Gregory Mine	13
Hail Creek Mine	1,490
Isaac Plains	213
Jeebropilly Collieries	121
Jellinbah East Mine	249
Jellinbah Plains	201
Kogan Creek Mine	64
Lake Vermont Mine	686
Meandu Mine (Tarong Energy)	523
Middlemount Mine	511
Millennium Open Cut Mine	470
Minerva Mine	249
Moorvale Mine	385
New Acland	339
Newlands Coal Mine	641
Norwich Park Mine	23
Oaky Creek Surface Operations	184
Olive Downs Project	4
Peak Downs Mine	1,619
Poitrel Mine	423
QCoal Northern Hub	399
Red Mountain Infrastructure	47
Rolleston Mine	921
Saraji Mine	1,572
South Walker Creek Mine	562
Wilkie Creek Coal Mine	11
Yarrabee Mine	407
<b>Grand Total</b>	<b>24,218</b>

\* Only mines with a workforce greater than zero for the quarter are listed

**Queensland Coal Open Cut/Exploration Mines\***  
Reported number of workers as at 30 June 2017

Mine	No. of Workers
Baralaba Coal Mine	1
Blackwater Mine	1,740
Blair Athol Mine	21
BMA Exploration Areas Mine	20
BMC Exploration Areas Mine	5
Burton Mine	18
Byerwen Mine	10
Callide Mine	653
Cameby Downs Coal Mine	146
Capcoal Surface Coal Mine (Ex German Creek)	484
Caval Ridge Mine Site	1,269
Clermont Coal Mine	604
Collinsville Mine	384
Commodore Mine	85
Coppabella	6
Coppabella Mine	520
Crinum Mine	9
Curragh Mine	1,532
Daunia Mine	759
Dawson Mine	1,206
Denham Park (EPC 1731)	1
Dingo West Project	1
Elimatta Project (EPC 650)	1
Ensham Mine Surface	276
EPC 912	1
Eureka Creek Village	107
Exp - Argos - Aquila Resources - Duaringa-Walton	1
Exp - BHP - CRR - BMA Exploration Areas Mine	2
Exp - Civil & Mining Resources Dawson West	2
Exp - Glencore - CRM - Newlands	1
Exp - Limestone Hill EPC 1710	1
Exp - Vitrinite Pty Ltd - CRM	3
Exp Wonbindi Coal Baralaba Coal Company	5
Exploration - Anglo Coal - Foxleigh	1
Exploration - Ensham - MDL 217 MDL 218	4
Exploration - Waratah Coal Pty Ltd	4
Exploration - Xstrata - Rolleston West	4
Fairway Coal Pty Ltd	2
Foxleigh Mine	425
Goonyella Riverside Mine	2,103
Gregory Mine	15
Haenke #3	2
Hail Creek Mine	1,531
Isaac Plains	264
Isaac Plains East Exploration	1
Jeebropilly Collieries	124
Jellinbah East Mine	262
Jellinbah Plains	190
Kogan Creek Mine	63
Lake Vermont Mine	709
Meandu Mine (Tarong Energy)	528
Middlemount Mine	560
Millennium Open Cut Mine	472
Mimosa Coal Exploration Project	2
Minerva Mine	259
Monto Coal	1
Moorvale Mine	403
New Acland	379
Newlands Coal Mine	663
Norwich Park Mine	25
Oaky Creek Surface Operations	134
Olive Downs Project	4
Peak Downs Mine	1,913
Poitrel Mine	485
QCoal Northern Hub	350
Red Mountain Infrastructure	48
Rolleston Mine	946
Sagittarius EPC 2391	1
Saraji Mine	1,647
South Walker Creek Mine	595
Wandoan Coal Project	3
Wilkie Creek Coal Mine	12
Yarrabee Mine	395
<b>Grand Total</b>	<b>25,403</b>

\* Only mines with a workforce greater than zero for the quarter are listed

**Queensland Coal Open Cut/Exploration Mines\***  
Reported number of workers as at 30 September 2017

Mine	No. of Workers
Baralaba Coal Mine	8
Blackwater Mine	1,828
Blair Athol Mine	62
BMC Exploration Areas Mine	2
Burton Mine	21
Byerwen Mine	188
Callide Mine	677
Cameby Downs Coal Mine	144
Capcoal Surface Coal Mine (Ex German Creek)	664
Capricorn Coal	1
Carmichael Coal Mine	29
Caval Ridge Mine Site	1,474
Clermont Coal Mine	612
Collinsville Mine	330
Commodore Mine	79
Coppabella	8
Coppabella Mine	562
Curragh Mine	1,666
Daunia Mine	761
Dawson Mine	1,271
Ensham Mine	264
Eureka Creek Village	85
Exp - Fitzroy (CQ) Pty Ltd Exploration - CRM	9
Foxleigh Mine	469
Goonyella Riverside Mine	1,984
Gregory Mine	15
Hail Creek Mine	1,577
Isaac Plains	201
Jeebropilly Collieries	126
Jellinbah East Mine	265
Jellinbah Plains	215
Kogan Creek Mine	68
Lake Vermont Mine	828
Meandu Mine (Tarong Energy)	548
Middlemount Mine	575
Millennium Open Cut Mine	493
Minerva Mine	262
Moorvale Mine	335
New Acland	356
Newlands Coal Mine	728
Norwich Park Mine	25
Oaky Creek Surface Operations	175
Olive Downs Project	8
Peak Downs Mine	1,771
Poitrel Mine	466
QCoal Northern Hub	393
Red Mountain Infrastructure	48
Rolleston Mine	1,033
Saraji Mine	1,713
South Walker Creek Mine	722
Wilkie Creek Coal Mine	17
Yarrabee Mine	449
<b>Grand Total</b>	<b>26,610</b>

\* Only mines with a workforce greater than zero for the quarter are listed

**Queensland Coal Open Cut/Exploration Mines\***  
Reported number of workers as at 31 December 2017

Mine	No. of Workers
Baralaba Coal Mine	20
Blackwater Mine	1,836
Blair Athol Mine	76
BMA Major Shutdowns Mine - CRM	176
BMC Exploration Areas Mine	2
Broadlea North Mine	80
Burton Mine	35
Byerwen Mine	436
Callide Mine	708
Cameby Downs Coal Mine	153
Capcoal Surface Coal Mine (Ex German Creek)	653
Capricorn Coal	3
Carmichael Coal Mine	29
Caval Ridge Mine Site	1,650
Clermont Coal Mine	605
Collinsville Mine	373
Commodore Mine	75
Coppabella Mine	494
Curragh Mine	1,662
Daunia Mine	734
Dawson Mine	1,314
Ensham Mine	264
Eureka Creek Village	94
Exp - Fitzroy (CQ) Pty Ltd Exploration - CRM	5
Foxleigh Mine	499
Goonyella Riverside Mine	2,148
Gregory Mine	18
Hail Creek Mine	1,703
Isaac Plains	204
Jeebropilly Collieries	111
Jellinbah East Mine	273
Jellinbah Plains	237
Kogan Creek Mine	66
Lake Vermont Mine	714
MDL 453 Cooroorah	1
Meandu Mine (Tarong Energy)	592
Meteor Downs South	11
Middlemount Mine	585
Millennium Open Cut Mine	456
Minerva Mine	261
Moorvale Mine	401
New Acland	333
New Burton Coal Mine	1
Newlands Coal Mine	694
Norwich Park Mine	46
Oaky Creek Surface Operations	170
Olive Downs Project	8
Peak Downs Mine	1,647
Poitrel Mine	491
QCoal Northern Hub	396
Red Mountain Infrastructure	48
Rolleston Mine	892
Saraji Mine	1,690
South Walker Creek Mine	745
Wilkie Creek Coal Mine	14
Yarrabee Mine	421
<b>Grand Total</b>	<b>27,353</b>

\* Only mines with a workforce greater than zero for the quarter are listed

**Queensland Coal Open Cut/Exploration Mines\***  
Reported number of workers as at 31 March 2018

Mine	No. of Workers
Baralaba Coal Mine	42
Blackwater Mine	1,921
Blair Athol Mine	118
BMA Major Shutdowns Mine - Blackwater	213
BMA Major Shutdowns Mine - CRM	3
BMC Exploration Areas Mine	3
Broadlea North Mine	50
Burton Mine	9
Byerwen Mine	451
Callide Mine	846
Cameby Downs Coal Mine	151
Capcoal Surface Coal Mine (Ex German Creek)	751
Carmichael Coal Mine	22
Caval Ridge Mine Site	2,007
Clermont Coal Mine	616
Collinsville Mine	434
Commodore Mine	83
Coppabella	2
Coppabella Mine	519
Curragh Mine	1,663
Daunia Mine	772
Dawson Mine	1,334
Ensham Mine	298
Eureka Creek Village	85
Exp - Fitzroy (CQ) Pty Ltd Exploration - CRM	2
Foxleigh Mine	469
Goonyella Riverside Mine	2,102
Gregory Mine	20
Hail Creek Mine	1,658
Isaac Plains	165
Jeebropilly Collieries	117
Jellinbah East Mine	275
Jellinbah Mackenzie North Construction Area	18
Jellinbah Plains	207
Kogan Creek Mine	72
Lake Vermont Mine	734
MDL 453 Cooroorah	1
Meandu Mine (Tarong Energy)	563
Meteor Downs South	26
Middlemount Mine	569
Millennium Open Cut Mine	464
Minerva Mine	274
Monto Coal	2
Moorvale Mine	398
New Acland	338
New Burton Coal Mine	38
Newlands Coal Mine	697
Norwich Park Mine	57
Oaky Creek Surface Operations	205
Olive Downs Project	1
Peak Downs Mine	1,718
Poitrel Mine	504
QCoal Northern Hub	394
Red Mountain Infrastructure	70
Rolleston Mine	934
Saraji Mine	1,642
South Walker Creek Mine	639
West North Burton	4
Wilkie Creek Coal Mine	15
Willunga- Coxendean Willunga	2
Yarrabee Mine	418
<b>Grand Total</b>	<b>28,205</b>

\* Only mines with a workforce greater than zero for the quarter are listed

**Queensland Coal Open Cut/Exploration Mines\***  
Reported number of workers as at 30 June 2018

Mine	No. of Workers
Anglo - Grosvenor Downs	8
Baralaba Coal Mine	200
Blackwater Mine	1,903
Blair Athol Mine	136
BMA Major Shutdowns - Saraji Mine	157
BMC Exploration Areas Mine	144
Broadlea North Mine	62
Burton Mine	6
Byerwen Mine	492
Callide Mine	969
Cameby Downs Coal Mine	177
Capcoal Surface Coal Mine (Ex German Creek)	787
Carmichael Coal Mine	45
Caval Ridge Mine Site	2,004
Clermont Coal Mine	609
Collinsville Mine	486
Commodore Mine	89
Coppabella	9
Coppabella Mine	603
Crinum Mine	15
Curragh Mine	1,717
Daunia Mine	785
Dawson Mine	1,404
Dingo West Project	1
Ensham Mine Surface	329
EPC 729	4
Eureka Creek Village	93
Exp - Argos - Aquila Resources - Duaringa-Walton	1
Exp - BHP - CRR - BMA Exploration Areas Mine	3
Exp - Glencore - CRM - Newlands	4
Exp - Vitriinite Pty Ltd - CRM	2
Exploration - CAML - Foxleigh Project	1
Exploration - Ensham - MDL 217 MDL 218	4
Fairway Coal Pty Ltd	4
Foxleigh Mine	524
Goonyella Riverside Mine	2,165
Gregory Mine	23
Hail Creek Mine	1,689
Isaac Plains	177
Isaac Plains East Exploration	4
Jeebropilly Collieries	113
Jellinbah East Mine	287
Jellinbah Mackenzie North Construction Area	104
Jellinbah Plains	212
Kogan Creek Mine	80
Lake Vermont Mine	775
Meandu Mine (Tarong Energy)	581
Meteor Downs South	34
Middlemount Mine	594
Millennium Open Cut Mine	394
Millmerran Power Management Pty Ltd	1
Minerva Mine	276
Monto Coal	2
Moorvale Mine	413
New Acland	337
New Burton Coal Mine	117
New Hope Exploration	1
Newlands Coal Mine	714
Norwich Park Mine	54
Oaky Creek Surface Operations	327
Olive Downs Project	4
Peak Downs Mine	1,896
Poitrel Mine	534
QCoal Northern Hub	443
Red Mountain Infrastructure	79
Rolleston Mine	973
Sagittarius EPC 2391	2
Saraji Mine	1,857
Sarum	6
South Walker Creek Mine	616
Wandoan Coal Project	4
Waratah Coal - EPC 1053	1
West North Burton	2
Wilkie Creek Coal Mine	17
Yarrabee Mine	421
<b>Grand Total</b>	<b>30,106</b>

\* Only mines with a workforce greater than zero for the quarter are listed

**Queensland Coal Open Cut/Exploration Mines\***  
Reported number of workers as at 30 September 2018

Mine	No. of Workers
Baralaba Coal Mine	302
Blackwater Mine	2,038
Blair Athol Mine	179
BMA Major Shutdowns - Caval Ridge Mine	50
BMA Major Shutdowns - Saraji Mine	111
BMC Exploration Areas Mine	65
Broadlea North Mine	48
Burton Mine	9
Byerwen Mine	535
Callide Dragline Maintenance Area No. 1	83
Callide Mine	885
Cameby Downs Coal Mine	152
Capcoal Surface Coal Mine (Old German Creek)	881
Carmichael Coal Mine	30
Caval Ridge Mine Site	1,683
Clermont Coal Mine	651
Collinsville Mine	405
Commodore Mine	93
Coppabella	10
Coppabella Mine	608
Curragh Mine	1,753
Daunia Mine	748
Dawson Mine	1,444
Ensham Mine	345
Eureka Creek Village	86
Foxleigh Mine	542
Goonyella Riverside Mine	2,434
Gregory Mine	25
Gundyer	6
Hail Creek Mine	1,666
Isaac Plains	219
Jeebropilly Collieries	114
Jellinbah East Mine	297
Jellinbah Mackenzie North Construction Area	111
Jellinbah Plains	202
Kogan Creek Mine	71
Lake Vermont Mine	792
Meandu Mine (Tarong Energy)	581
Meteor Downs South	42
Middlemount Mine	596
Millennium Open Cut Mine	334
Minerva Mine	280
Monto Coal	1
Moorvale Mine	403
New Acland	351
New Burton Coal Mine	173
Newlands Coal Mine	746
Norwich Park Mine	35
Oaky Creek Surface Operations	218
Olive Downs North Project	5
Olive Downs Project	7
Peak Downs Mine	1,951
Poitrel Mine	593
QCoal Northern Hub	473
Red Mountain Infrastructure	73
Rolleston Mine	995
Saraji Mine	1,908
South Walker Creek Mine	581
West North Burton	2
Wilkie Creek Coal Mine	20
Yarrabee Mine	424
<b>Grand Total</b>	<b>30,465</b>

\* Only mines with a workforce greater than zero for the quarter are listed

**Queensland Coal Open Cut/Exploration Mines\***  
Reported number of workers as at 31 December 2018

Mine	No. of Workers
Baralaba Coal Mine	302
Blackwater Mine	2,053
Blair Athol Mine	178
Bluff Mine	108
BMA Major Shutdowns - Saraji Mine	163
Broadlea North Mine	1
Burton Mine	23
Byerwen Mine	562
Callide Mine	837
Cameby Downs Coal Mine	161
Capcoal Surface Coal Mine (Old German Creek)	817
Capricorn Coal	4
Carmichael Coal Mine	39
Caval Ridge Mine Site	1,519
Clermont Coal Mine	640
Collinsville Mine	350
Commodore Mine	93
Coppabella	5
Coppabella Mine	763
Curragh Mine	1,705
Daunia Mine	746
Dawson Mine	1,483
Ensham Mine	335
Eureka Creek Village	87
EXP Comet Coal & Coke - The Range	2
Foxleigh Mine	543
Goonyella Riverside Mine	2,499
Gregory Mine	13
Gundyer	1
Hail Creek Mine	1,585
Isaac Plains	270
Jeebropilly Collieries	114
Jellinbah East Mine	293
Jellinbah Mackenzie North Construction Area	85
Jellinbah Plains	199
Kogan Creek Mine	68
Lake Vermont Mine	815
Meandu Mine (Tarong Energy)	567
Meteor Downs South	37
Middlemount Mine	606
Millennium Open Cut Mine	124
Minerva Mine	274
Moorvale Mine	421
Moorvale South	7
New Acland	356
New Burton Coal Mine	27
Newlands Coal Mine	681
Norwich Park Mine	39
Oaky Creek Surface Operations	218
Olive Downs Project	6
Peak Downs Mine	2,031
Poitrel Mine	694
QCoal Northern Hub	524
Red Mountain Infrastructure	77
Rolleston Mine	1,101
Saraji Mine	1,842
South Walker Creek Mine	562
West North Burton	16
Wilkie Creek Coal Mine	19
Yarrabee Mine	436
<b>Grand Total</b>	<b>30,126</b>

\* Only mines with a workforce greater than zero for the quarter are listed

**Queensland Coal Open Cut/Exploration Mines\***  
Reported number of workers as at 31 March 2019

Mine	No. of Workers
Blackwater Mine	2,107
Blair Athol Mine	410
Bluff Mine	162
BMC Exploration Areas Mine	1
Burton Mine	12
Byerwen Mine	488
Callide Mine	845
Cameby Downs Coal Mine	161
Capcoal Surface Coal Mine (Old German Creek)	906
Capricorn Coal	5
Carmichael Coal Mine	32
Caval Ridge Mine Site	1,550
Clermont Coal Mine	638
Collinsville Mine	407
Commodore Mine	94
Coppabella	3
Coppabella Mine	685
Curragh Mine	1,944
Daunia Mine	793
Dawson Mine	1,457
Ensham Mine	351
Eureka Creek Village	97
Foxleigh Mine	494
Goonyella Riverside Mine	2,403
Gregory Crinum Coal Mine	15
Hail Creek Mine	1,281
Isaac Plains	318
Jeebropilly Collieries	123
Jellinbah East Mine	299
Jellinbah Mackenzie North Construction Area	69
Jellinbah Plains	200
Kogan Creek Mine	76
Lake Vermont Mine	811
Meandu Mine (Tarong Energy)	572
Meteor Downs South	45
Middlemount Mine	630
Millennium Open Cut Mine	95
Minerva Mine	291
Moorvale Mine	401
Moorvale South	7
Moorvale South Exploration & Development	5
New Acland	361
New Burton Coal Mine	18
Newlands Mine - Open Cut	735
Norwich Park Mine	34
Olive Downs Project	3
Peak Downs Mine	2,106
Poitrel Mine	667
QCoal Northern Hub	594
Red Mountain Infrastructure	61
Rolleston Mine	999
Saraji Mine	1,846
South Walker Creek Mine	595
West North Burton	3
West Rolleston Coal Pty Ltd	1
Wilkie Creek Coal Mine	20
Willunga- Coxendean Willunga	1
Yarrabee Mine	449
<b>Grand Total</b>	<b>29,776</b>

\* Only mines with a workforce greater than zero for the quarter are listed

**Queensland Coal Open Cut/Exploration Mines\***  
Reported number of workers as at 30 June 2019

Mine	No. of Workers
Auriga Coal - Capella	1
Australian Environmental Coals Pty Ltd Bowenville	1
Baralaba Coal Mine	270
Bauple Exploration Pty Ltd	2
Blackwater Mine	2,075
Blair Athol Mine	267
Bluff Mine	150
BMA Major Shutdowns Mine - Blackwater	1
BMA Major Shutdowns Mine - Peak Downs Mine	224
Burton Mine	21
Byerwen Mine	558
Callide Mine	832
Cameby Downs Coal Mine	169
Capcoal Surface Coal Mine (Old German Creek)	955
Carmichael Coal Mine	41
Caval Ridge Mine Site	1,617
Clermont Coal Mine	614
Collinsville Mine	475
Commodore Mine	96
Cooper Creek Project EPC 1607	2
Coppabella	7
Coppabella Mine	599
CRR Bundaberg	2
Curragh Mine	2,019
Daunia Mine	807
Dawson Mine	1,536
Dingo West Project	1
East Wandoan Project	1
Emerald Exploration - Teresa Coal Project	1
Endocoal - CRM	1
Ensham Mine	386
Eureka Creek Village	125
Exp - BHP - CRR - BMA Exploration Areas Mine	3
Exp - Limestone Hill EPC 1710	3
Exp - Saraji West	7
Exp - Vitrinite Pty Ltd - CRM	4
Exp - Waratah Coal-Styx Coal	2
Exp - Yarrabee Coal Company - CRR - Wilpeena	1
Exploration - Anglo Coal - Dawson West	1
Exploration - Anglo Coal - Foxleigh	1
Exploration - CAML - Foxleigh Project	1
Exploration - Ensham - MDL 217 MDL 218	5
Exploration - Xstrata - Rolleston West	4
Fairway Coal Pty Ltd	3
Fernlee Project	1
Foxleigh Mine	530
Goonyella Riverside Mine	2,399
Gregory Crinum Coal Mine	215
Hail Creek Mine	1,289
Horse Creek	1
Isaac Plains	337
Isaac River MDL 444 & EPC 830	1
Jeebropilly	118
Jellinbah East Mine	308
Jellinbah Mackenzie North Construction Area	64
Jellinbah Plains	209
Kogan Creek Mine	80
Lake Vermont Mine	737
Meandu Mine (Tarong Energy)	546
Meteor Downs South	41
Middlemount Mine	649
Millennium Open Cut Mine	100
Minerva Mine	245
Monto Coal	3
Moorvale Mine	369
Moorvale South	9
Moorvale South Exploration & Development	13
New Acland	348
New Burton Coal Mine	18
Newlands Mine - Open Cut	749
North Surat Coal	1
Norwich Park Mine	36
Oaky Creek Surface Operations	346
Olive Downs Project	1
Peak Downs Mine	2,211
Poitrel Mine	666
QCoal Northern Hub	610
Red Mountain Infrastructure	47
Rolleston Mine	926
Saraji Mine	1,923
South Walker Creek Mine	660
Springsure Mining CS Terracom Resources	4
Wandoan Coal Project	25
Waratah Coal - EPC 1040	4
West North Burton	2
West Rolleston Coal Pty Ltd	2
Wilkie Creek Coal Mine	23
Willunga- Coxendean Willunga	1
Winchester South	2
Yarrabee Mine	451
<b>Grand Total</b>	<b>31,213</b>

\* Only mines with a workforce greater than zero for the quarter are listed

**Queensland Coal Open Cut/Exploration Mines\***  
Reported number of workers as at 30 September 2019

Mine	No. of Workers
Anglo - Grosvenor Downs	10
Baralaba Coal Mine	307
Blackwater Mine	2,052
Blair Athol Mine	283
Bluff Mine	155
BMA Major Shutdowns Mine - Blackwater	235
Broadlea North Mine	1
Burton Mine	20
Byerwen Mine	760
Callide Mine	816
Cameby Downs Coal Mine	197
Carmichael Coal Mine	105
Caval Ridge Mine Site	1,618
Clermont Coal Mine	626
Collinsville Mine	556
Commodore Mine	96
Coppabella	3
Coppabella Mine - Open Cut	518
Curragh Mine	1,697
Daunia Mine	833
Dawson Mine	1,499
Ensham Mine	412
Eureka Creek Village	107
Exp - Saraji West	9
Foxleigh Mine	584
Goonyella Riverside Mine	2,764
Gregory Crinum Coal Mine	448
Hail Creek Mine	1,071
Isaac Plains	228
Jeebropilly	117
Jellinbah East Mine	325
Jellinbah Mackenzie North Construction Area	39
Jellinbah Plains	226
Kogan Creek Mine	67
Lake Vermont Mine	971
Meteor Downs South	41
Middlemount Mine	614
Millennium Open Cut Mine	97
Minerva Mine	205
Monto Coal	3
Moorvale Mine	309
Moorvale South	4
Moorvale South Exploration & Development	4
New Acland	344
New Burton Coal Mine	18
Newlands Mine - Open Cut	760
Norwich Park Mine	37
Oaky Creek Surface Operations	355
Olive Downs Project	2
Peak Downs Mine	2,312
Poitrel Mine	710
QCoal Northern Hub	638
Red Mountain Infrastructure	50
Rolleston Mine	987
Saraji Mine	1,956
South Walker Creek Mine	868
Wandoan Coal Project	15
West North Burton	3
West Rolleston Coal Pty Ltd	13
West Walker	4
Wilkie Creek Coal Mine	20
Willunga- Coxendean Willunga	10
Yarrabee Mine	471
<b>Grand Total</b>	<b>30,605</b>

\* Only mines with a workforce greater than zero for the quarter are listed

**Queensland Coal Open Cut/Exploration Mines\***  
Reported number of workers as at 31 December 2019

Mine	No. of Workers
Anglo - Grosvenor Downs	19
Baralaba Coal Mine	365
Blackwater Mine	1,949
Blair Athol Mine	248
Bluff Mine	166
BMA Exploration Areas Mine	1
BMC Exploration Areas Mine	2
Broadlea North Mine	1
Burton Mine	12
Byerwen Mine	701
Callide Mine	801
Cameby Downs Coal Mine	173
Capcoal Surface Coal Mine (Old German Creek)	1,023
Carmichael Coal Mine	151
Caval Ridge Mine Site	1,554
Clermont Coal Mine	628
Collinsville Mine	599
Commodore Mine	96
Coppabella	4
Coppabella Mine - Open Cut	466
Curragh Mine	1,658
Daunia Mine	778
Dawson Mine	1,609
Ensham Mine	386
Eureka Creek Village	109
Exp - Saraji West	8
Foxleigh Mine	504
Goonyella Riverside Mine	2,821
Gregory Crinum Coal Mine	533
Gundyer	1
Hail Creek Mine	1,237
Isaac Plains	410
Jeebropilly	111
Jellinbah East Mine	332
Jellinbah Plains	214
Kogan Creek Mine	71
Lake Vermont Mine	841
Meandu Mine (Tarong Energy)	494
Meteor Downs South	45
Middlemount Mine	612
Millennium Open Cut Mine	91
Minerva Mine	127
Moorvale Mine	354
Moorvale South	2
Moorvale South Exploration & Development	1
New Acland	296
New Burton Coal Mine	12
Newlands Mine - Open Cut	722
Norwich Park Mine	29
Oaky Creek Surface Operations	526
Olive Downs Project	2
Peak Downs Mine	2,183
Poitrel Mine	743
QCoal Northern Hub	603
Red Mountain Infrastructure	57
Rolleston Mine	881
Saraji Mine	1,922
South Walker Creek Mine	750
Wandoan Coal Project	2
West Rolleston Coal Pty Ltd	5
West Walker	8
Wilkie Creek Coal Mine	19
Willunga- Coxendean Willunga	20
Yarrabee Mine	408
<b>Grand Total</b>	<b>31,496</b>

\* Only mines with a workforce greater than zero for the quarter are listed



**Queensland Coal Open Cut/Exploration Mines\***  
Reported number of workers as at 31 March 2020

Mine	No. of Workers
Anglo - Grosvenor Downs	3
Baralaba Coal Mine	352
Blackwater Mine	2,041
Blair Athol Mine	248
Bluff Mine	170
BMC Exploration Areas Mine	8
Broadlea North Mine	2
Burton Mine	5
Byerwen Mine	625
Callide Mine	814
Cameby Downs Coal Mine	168
Capcoal Surface Coal Mine (Old German Creek)	944
Carmichael Coal Mine	133
Caval Ridge Mine Site	1,547
Clermont Coal Mine	636
Collinsville Mine	564
Commodore Coal project	175
Commodore Mine	98
Coppabella	1
Coppabella Mine - Open Cut	634
Curragh Mine	1,720
Daunia Mine	761
Dawson Mine	1,687
Ensham Mine	349
Eureka Creek Village	110
Exp - Saraji West	5
Foxleigh Mine	505
Goonyella Riverside Mine	2,603
Gregory Crinum Coal Mine	509
Hail Creek Mine	1,300
Isaac Plains	421
Jeebropilly	25
Jellinbah East Mine	347
Jellinbah Plains	204
Kogan Creek Mine	72
Lake Vermont Mine	995
Meandu Mine (Tarong Energy)	502
Meteor Downs South	53
Middlemount Mine	649
Millennium Open Cut Mine	74
Minerva Mine	137
Moorvale Mine	410
New Acland	196
New Burton Coal Mine	9
Newlands Mine - Open Cut	694
Norwich Park Mine	58
Oaky Creek Surface Operations	406
Olive Downs Project	1
Peak Downs Mine	2,226
Poitrel Mine	722
QCoal Northern Hub	665
Red Mountain Infrastructure	58
Rolleston Mine	982
Saraji Mine	1,958
South Walker Creek Mine	776
Wandoan Coal Project	17
Wilkie Creek Coal Mine	16
Willunga- Coxendean Willunga	1
Yarrabee Mine	351
<b>Grand Total</b>	<b>31,742</b>

\* Only mines with a workforce greater than zero for the quarter are listed

**Queensland Coal Open Cut/Exploration Mines\***  
Reported number of workers as at 30 June 2020

Mine	No. of Workers
Auriga Coal - Capella	1
Baralaba Coal Mine	365
Blackwater Mine	2,240
Blair Athol Mine	222
Bluff Mine	163
BMA Major Shutdowns - Saraji Mine	45
BMC Exploration Areas Mine	8
Bowen Basin Coal Exploration	8
Bullock Creek Coal	1
Burton Mine	4
Byerwen Mine	651
Callide Mine	811
Cameby Downs Coal Mine	174
Capcoal Surface Coal Mine (Old German C	1,019
Carmichael Coal Mine	167
Caval Ridge Mine Site	1,502
Clermont Coal Mine	644
Collinsville Mine	567
Commodore Mine	119
Coppabella	3
Coppabella Mine - Open Cut	630
Curragh Mine	1,810
Daunia Mine	799
Dawson Mine	1,676
Dingo West Project	1
Eagle Downs Exploration	5
Ensham Mine	342
Eureka Creek Village	121
Exp - BHP - CRR - BMA Exploration Areas	2
Exp - Glencore - Red Rock	1
Exp - Limestone Hill EPC 1710	3
Exp - QLD COAL - CRM - Denham Park (E	1
Exp - Vitrinite Pty Ltd - CRM	6
Exp - Yarrabee Coal Company - CRR - Wilp	1
Exploration - CAML - Foxleigh Project	1
Exploration - Ensham - MDL 217	10
Exploration - Xstrata - Rolleston West	1
Exploration - HLM - Rocklands	6
Fernlee Project	1
Foxleigh Mine	536
Goonyella Riverside Mine	2,664
Gregory Crinum Coal Mine	379
Hail Creek Mine	1,383
Horse Creek	3
Isaac Plains	421
Jeebropilly	16
Jellinbah East Mine	346
Jellinbah Plains	182
Kogan Creek Mine	74
Lake Vermont Mine	872
MDL 137, EPC 728, EPC 755	2
Meandu Mine (Tarong Energy)	500
Meteor Downs South	98
Middlemount Mine	582
Millennium Open Cut Mine	34
Minerva Mine	109
Moorvale Mine	347
Moorvale South Exploration & Developmen	6
Moranbah South	1
New Acland	190
New Burton Coal Mine	7
New Hope Exploration	1
New Oakleigh Mine	10
Newlands Mine - Open Cut	752
Norwich Park Mine	63
Oaky Creek Surface Operations	391
Olive Downs Project	2
Peak Downs Mine	2,201
Poitrel Mine	706
QCoal Northern Hub	704
Qcoal Pty Ltd	1
Red Mountain Infrastructure	63
Rolfe Creek (Capcoal)	5
Rolleston Mine	919
Saraji Mine	1,967
South Walker Creek Mine	879
Styx Project Extended	8
Valeria - EPC 25396	2
Valeria - MDL 219	10
Wandoan Coal Project	26
Waratah Coal - EPC 1040	3
West North Burton	1
Wilkie Creek Coal Mine	10
Winchester South	4
Yarrabee Mine	372
<b>Grand Total</b>	<b>31,983</b>

\* Only mines with a workforce greater than zero for the quarter are listed

**Queensland Coal Open Cut/Exploration Mines\***  
Reported number of workers as at 30 September 2020

Mine	No. of Workers
Anglo - Grosvenor Downs	5
Baralaba Coal Mine	379
Blackwater Mine	2,402
Blair Athol Mine	217
Bluff Mine	165
BMA Major Shutdowns - Saraji Mine	115
Bowen Basin Coal Exploration	15
Byerwen Mine	655
Callide Mine	813
Cameby Downs Coal Mine	133
Capcoal Surface Coal Mine (Old German C	986
Carmichael Coal Mine	238
Caval Ridge Mine Site	1,626
Clermont Coal Mine	626
Collinsville Mine	589
Commodore Mine	126
Coppabella Mine - Open Cut	489
Curragh Mine	1,818
Daunia Mine	839
Dawson Mine	1,353
Eagle Downs Exploration	3
Ensham Mine	364
Eureka Creek Village	98
Exp - Saraji West	1
Exploration - Ensham - MDL 217	10
Foxleigh Mine	526
Goonyella Riverside Mine	2,822
Gregory Crinum Coal Mine	392
Hail Creek Mine	1,335
Isaac Plains	446
Jeebropilly	10
Jellinbah East Mine	371
Jellinbah Plains	166
Jupiter Bulk Sample Pit	1
Kogan Creek Mine	75
Lake Vermont Mine	935
Meandu Mine (Tarong Energy)	496
Meteor Downs South	97
Middlemount Mine	506
Millennium Open Cut Mine	11
Minerva Mine	109
Moorvale Mine	281
New Acland	199
New Burton Coal Mine	2
New Oakleigh Mine	11
Newlands Mine - Open Cut	710
Oaky Creek Surface Operations	407
Olive Downs Project	7
Peak Downs Mine	2,247
Poitrel Mine	665
QCoal Northern Hub	625
Red Mountain Infrastructure	61
Rolleston Mine	909
Saraji Mine	2,109
South Walker Creek Mine	887
Styx Project Extended	4
Valeria - MDL 219	20
Wandoan Coal Project	20
Wilkie Creek Coal Mine	10
Yarrabee Mine	311
<b>Grand Total</b>	<b>31,848</b>

\* Only mines with a workforce greater than zero for the quarter are listed

**Queensland Coal Open Cut/Exploration Mines\***

Reported number of workers as at 31 December 2020

Mine	No. of Workers
Anglo - Grosvenor Downs	1
Baralaba Coal Mine	358
Blackwater Mine	2,208
Blair Athol Mine	181
Bluff Mine	125
BMA Major Shutdowns - Saraji Mine	329
BMC Exploration Areas Mine	3
Bowen Basin Coal Exploration	10
Burton Mine	1
Byerwen Mine	746
Callide Mine	742
Cameby Downs Coal Mine	169
Capcoal Surface Coal Mine (Old German Cr	817
Carmichael Coal Mine	343
Caval Ridge Mine Site	1,529
Clermont Coal Mine	612
Collinsville Mine	501
Commodore Coal project	1
Commodore Mine	126
Coppabella Mine - Open Cut	400
Curragh Mine	1,795
Daunia Mine	891
Dawson Mine	1,243
Ensham Mine	375
Eureka Creek Village	161
Exp - Saraji West	3
Exploration - Ensham - MDL 217	8
Foxleigh Mine	467
Goonyella Riverside Mine	3,002
Gregory Crinum Coal Mine	382
Hail Creek Mine	1,304
Isaac Plains	320
Jeebropilly	6
Jellinbah East Mine	399
Jellinbah Plains	101
Jupiter Bulk Sample Pit	21
Kogan Creek Mine	74
Lake Vermont Mine	850
Meandu Mine (Tarong Energy)	412
Meteor Downs South	101
Middlemount Mine	541
Millennium Open Cut Mine	4
Minerva Mine	86
Moorvale Mine	207
New Acland	162
New Burton Coal Mine	3
New Oakleigh Mine	8
Newlands Mine - Open Cut	630
Oaky Creek Surface Operations	294
Olive Downs Project	1
Peak Downs Mine	2,192
Poitrel Mine	627
QCoal Northern Hub	567
Red Mountain Infrastructure	63
Rolleston Mine	814
Saraji Mine	2,032
South Walker Creek Mine	826
Styx Project Extended	8
Valeria - MDL 219	21
Wandoan Coal Project	8
Wilkie Creek Coal Mine	11
Yarrabee Mine	306
<b>Grand Total</b>	<b>30,528</b>

\* Only mines with a workforce greater than zero for the quarter are listed

**Queensland Coal Open Cut/Exploration Mines\***

Reported number of workers as at 31 March 2021

Mine	No. of Workers
Baralaba Coal Mine	375
Blackwater Mine	2,054
Blair Athol Mine	185
Bluff Mine	7
BMA Major Shutdowns - Caval Ridge Mine	5
BMA Major Shutdowns - Saraji Mine	7
Bowen Basin Coal Exploration	1
Byerwen Mine	691
Callide Mine	820
Cameby Downs Coal Mine	172
Capcoal Surface Coal Mine (Old German Creek)	909
Carmichael Coal Mine	496
Caval Ridge Mine Site	1,478
Clermont Coal Mine	645
Collinsville Mine	444
Commodore Mine	121
Coppabella Mine - Open Cut	436
Curragh Mine	1,864
Daunia Mine	864
Dawson Mine	1,421
Ensham Mine	344
Eureka Creek Village	154
Exploration - Ensham - MDL 217	6
Foxleigh Mine	472
Goonyella Riverside Mine	2,481
Gregory Crinum Coal Mine	396
Hail Creek Mine	1,293
Isaac Plains	299
Jeebropilly	2
Jellinbah East Mine	397
Jupiter Bulk Sample Pit	44
Kogan Creek Mine	78
Lake Vermont Mine	995
Meandu Mine (Tarong Energy)	416
Meteor Downs South	92
Middlemount Mine	520
Millennium Open Cut Mine	1
Minerva Mine	79
Moorvale Mine	160
New Acland	158
New Burton Coal Mine	3
New Oakleigh Mine	7
Newlands Mine - Open Cut	656
Oaky Creek Surface Operations	265
Olive Downs Project	1
Peak Downs Mine	2,175
Poitrel Mine	626
QCoal Northern Hub	515
Red Mountain Infrastructure	61
Rolleston Mine	849
Saraji Mine	1,903
South Walker Creek Mine	967
Styx Project Extended	5
Valeria - MDL 219	21
Wandoan Coal Project	17
Wilkie Creek Coal Mine	12
Yarrabee Mine	345
<b>Grand Total</b>	<b>29,810</b>

\* Only mines with a workforce greater than zero for the quarter are listed



**TABLE: QUEENSLAND GOVERNMENT OWNED COAL-FIRED POWER STATIONS AND THEIR COAL SOURCES**

POWER STATION	OWNER	FUEL SOURCE	DETAILS <sup>1</sup>
Kogan Creek Power Station	CS Energy	Dedicated coal mine	CS Energy also owns the neighbouring <b>Kogan Creek Mine</b> , which supplies black coal to the power station via a four kilometre overland conveyor belt and is operated by Golding Contractors. Kogan Creek Mine supplies more than two million tonnes of coal to the power station each year.
Callide B and C Power Stations	CS Energy	Sourced from a coal mine	<p><b>Callide coal mine</b>, operated by Batchfire resources. Coal mined at Callide is largely sold to domestic customers, with CS Energy usually purchasing at least 5.5Mtpa for its Callide power station. Coal is also supplied to the Gladstone power station, and Queensland Alumina Limited's aluminium refinery at Gladstone purchasing around 1Mtpa. The remainder of the coal, currently around 30% of tonnes produced, is sold on the Asian export market. China is the primary customer for Callide, followed by India and Japan.</p>
Gladstone Power Station	Joint Venture participants Rio Tinto Ltd (42.125%), NRG Energy Inc (37.5%), SLMA GPS Pty Ltd (8.50%), Ryowa II GPS Pty Ltd (7.125%) and YKK GPS (Queensland) Pty Ltd (4.75%). CS Energy trades energy output in excess of the requirements of the Boyne Island aluminium smelter.	Sourced from a coal mine	
Stanwell Power Station	Stanwell	Sourced from a coal mines	Coal is sourced from the <b>Curragh Mine</b> . As a condition of the Curragh mining lease, up to 3.9Mtpa of domestic thermal coal must be supplied to the Stanwell and Gladstone power stations in preference to supplying any other customer. The mine is contracted to supply thermal coal to Stanwell power station until 2027, with the development of Curragh North (Pisces) extending the Stanwell power station contract from 2016. From 2027, all coal sold to Stanwell will be under a new agreement. The remainder of saleable production is hard coking, semi-hard coking and low volatile PCI which are exported to customers in Asia, Europe and South America. Japan is the primary destination for Curragh metallurgical product, followed by India and South Korea.
Tarong and Tarong North Power Stations	Stanwell	Dedicated coal mine	The adjacent <b>Meandu Mine</b> , also owned by Stanwell, supplies coal to both power stations via a 1.5 kilometre conveyor. Meandu is operated by Downer Mining.
Millmerran	partnership between InterGen, China Huenang Group, Daelim and Kiamco	Dedicated coal mine	The adjacent <b>Commodore mine</b> , also owned by Ingen, supplies coal to the Millerran power station. In September 2018, Downer EDI was awarded a A\$286m (US\$205.5m) five-year contract extension at the Commodore mine until the end of August 2024.

NOTES

1. Details taken from GOC websites and from AME database profile on these mines

COMPARISON OF MINES THAT SERVICE COAL-FIRED POWER SATATIONS WITH REST OF COAL INDUSTRY - PRODUCTION	
<b>Mines servicing coal-fired power stations - Production totals<sup>6</sup></b>	
Total production	Mtpa 32.90
Total thermal	24.65
Total Metallurgical	8.25
total export	11.15
Total domestic thermal	21.75
<b>Comparison with the rest of the Queensland coal industry<sup>7</sup></b>	
How much of <b>total coal production</b> does <b>all the coal</b> (metallurgical and thermal) produced from mines that provide coal for Queensland power stations represent?	13.7%
What is the share of <b>total thermal production</b> that goes to coal fired power generation in Queensland?	28.4%
How much of <b>total coal production in Queensland</b> (metallurgical and thermal) does <b>thermal coal</b> produced for Queensland coal-fired power stations represent?	10.3%
What is the share of <b>total metallurgical coal production</b> that comes from mines that provide coal to Queensland's coal-fired power stations?	5.4%
How much of <b>total coal production in Queensland</b> (metallurgical and thermal) does <b>metallurgical coal</b> produced from mines that also provide coal for Queensland coal-fired power stations represent?	3.4%
How much does <b>thermal coal production</b> from mines that <b>only</b> service coal-fired power stations represent in terms of <b>total thermal coal production</b> ?	12.6%
How much does <b>thermal coal production</b> from mines that <b>only</b> service coal-fired power stations represent in terms of <b>total coal production</b> ?	4.6%

COMPARISON OF MINES THAT SERVICE COAL-FIRED POWER SATATIONS WITH REST OF COAL INDUSTRY - EMPLOYMENT	
<b>Mines servicing coal-fired power stations - employment totals<sup>8</sup></b>	
Total employment at mines that provide to coal-fired power stations	3,150
Total employment at mines that only provide to coal-fired power stations (i.e. do not export)	613
<b>Comparison with the rest of the Queensland coal industry<sup>9</sup></b>	
How much of total coal mining employment do mines that provide coal-fired power stations represent? (Resources Safety & Health figures)	9%
How much of total coal mining employment do mines that <b>only</b> service Queensland coal-fired power stations represent? (Resources Safety & Health figures)	2%
How much of total coal mining employment do mines that provide coal-fired power stations represent? (DOR mine site figures considered in relation to aggregate ABS figures)	11%
How much of total coal mining employment do mines that <b>only</b> service coal-fired power stations represent? (DOR mine site figures considered in relation to aggregate ABS figures)	2%

**TABLE: Production and employment details for mines supplying to Queensland owned coal fired power stations**

MINE	OWNER	OUTPUT 2020 (millions of tonnes per annum - Mtpa) <sup>1</sup>			EMPLOYMENT 2020 <sup>8</sup>	EXPORTS? <sup>2</sup>	AMOUNT EXPORTED IN 2020 (Mtpa) <sup>2</sup>
		Thermal	Metallurgical <sup>3</sup>	Total			
Curragh <sup>4</sup>	Coronado Global Resources	3.43	8.25	11.68	1,795	YES	8.25
Callide <sup>5</sup>	Bachfire	10.26	0.00	10.26	742	YES	2.90
Meandu	Stanwell	5.22	0.00	5.22	412	NO	0.00
Commodore	InterGen	3.84	0.00	3.84	127	NO	0.00
Kogan Creek	CS Energy	1.90	0.00	1.90	74	NO	0.00

NOTES

- Figures collected by Department of Resources (DOR)
- Obtained from AME database
- Includes hard coking, semi-soft and PSI coals
- DOR figures indicate that 3mt of thermal was produced in FY2020 for domestic consumption, while AME indicates that contractually this could be as high as 3.9mtpa
- AME indicates that 2.9mt of thermal coal was exported in 2020.
- Based on mine-by-mine production data, which is based on financial years. It is obtained through mines reporting data directly to DOR. This differs from overall coal production data, which is obtained on a quarterly basis and converts to calendar years. Also based on direct reports from mines. Differences are, however, minor.
- comparison made on apples-for-apples basis with totals from mine specific data set
- Figures collected by Resources Safety and Health from individual minesites for the purposes of calculating the RSH levy. These figures are used because they extend down to the mine site level, whereas Australian Bureau of Statistics data is at the industry level (i.e. all coal) only.
- DOR and ABS figures differ. Total coal mining employment as measured by DOR (for purposes of resources safety and health levy) was 36,311 at 31 December 2020. ABS count of coal jobs in Queensland (ABS Cat. No. 6291.0.55.003) was 29,346 in November Quarter 2020. The direct apples-for-apples comparison is between DOR and DOR figures, however, a comparison of DOR and ABS figures is also included to demonstrate similar proportions.

Mine	ProdType	Sum of Volume	Sum of Volume (mtpa)	
TOTAL COAL		239,775,803	239.78	
Total Thermal		86,940,027	86.94	36%
Total Metallurgical		152,835,776	152.84	64%
Goonyella - Riverside	Metallurgical	17,104,902	17.10	
Rolleston	Thermal	14,594,027	14.59	
Peak Downs	Metallurgical	11,245,561	11.25	
Clermont Coal	Thermal	11,120,859	11.12	
Blackwater	Metallurgical	10,522,651	10.52	
Callide & Boundary Hill	Thermal	10,257,099	10.26	
Saraji	Metallurgical	9,927,353	9.93	
Caval Ridge	Metallurgical	8,676,346	8.68	
Curragh	Metallurgical	8,245,976	8.25	
Lake Vermont	Metallurgical	6,365,477	6.37	
Moranbah North	Metallurgical	6,270,721	6.27	
Dawson	Metallurgical	5,735,878	5.74	
Kestrel	Metallurgical	5,541,807	5.54	
Hail Creek	Metallurgical	5,441,586	5.44	
South Walker Creek	Metallurgical	5,414,752	5.41	
Meandu	Thermal	5,224,640	5.22	
Ensham OC	Thermal	5,011,684	5.01	
Oaky North	Metallurgical	4,986,770	4.99	
Daunia	Metallurgical	4,389,753	4.39	
German Creek - Grasstree	Metallurgical	4,299,648	4.30	
Poitrel	Metallurgical	4,112,251	4.11	
Jellinbah East	Metallurgical	4,111,077	4.11	
Commodore	Thermal	3,837,490	3.84	
Collinsville Opencut	Thermal	3,833,323	3.83	
German Creek - Lake Lindsay	Metallurgical	3,584,946	3.58	
Grosvenor	Metallurgical	3,461,741	3.46	
Curragh	Thermal	3,430,278	3.43	
Coppabella	Metallurgical	3,240,733	3.24	
Hail Creek	Thermal	3,014,628	3.01	
New Acland	Thermal	2,989,974	2.99	
Foxleigh	Metallurgical	2,790,713	2.79	
Byerwen Coal Mine	Metallurgical	2,564,999	2.56	
Blair Athol	Thermal	2,476,646	2.48	
Newlands	Thermal	2,397,218	2.40	
Isaac Plains	Metallurgical	2,348,866	2.35	
Yarrabee	Metallurgical	2,339,138	2.34	
Dawson	Thermal	2,253,505	2.25	
Carborough Downs	Metallurgical	2,213,664	2.21	
Drake Mine	Thermal	2,199,587	2.20	
Cameby Downs	Thermal	2,064,161	2.06	
Middlemount	Metallurgical	2,051,204	2.05	
Kogan Creek	Thermal	1,904,339	1.90	
Byerwen Coal Mine	Thermal	1,673,611	1.67	
Moorvale	Metallurgical	1,102,675	1.10	
Jax Mine	Thermal	1,080,900	1.08	
Kestrel	Thermal	1,070,304	1.07	
Gregory	Metallurgical	943,176	0.94	
Baralaba	Metallurgical	911,147	0.91	
Minerva	Thermal	883,397	0.88	
Jellinbah East	Thermal	826,570	0.83	
Bluff Mine	Metallurgical	811,058	0.81	
Yarrabee	Thermal	634,798	0.63	
German Creek - Lake Lindsay	Thermal	573,428	0.57	
Meteor Downs South	Thermal	570,141	0.57	
Blackwater	Thermal	566,532	0.57	
Sonoma Coal	Thermal	545,309	0.55	
Drake Mine	Metallurgical	512,864	0.51	
Moorvale	Thermal	510,340	0.51	
Jax Mine	Metallurgical	439,232	0.44	
Goonyella - Riverside	Thermal	424,266	0.42	
Lake Vermont	Thermal	424,179	0.42	
Millennium	Metallurgical	394,772	0.39	
Newlands	Metallurgical	389,155	0.39	
Jeebropilly	Thermal	276,559	0.28	
Cook	Metallurgical	210,750	0.21	
Sonoma Coal	Metallurgical	132,434	0.13	
Middlemount	Thermal	92,282	0.09	
Gregory	Thermal	65,537	0.07	
Isaac Plains	Thermal	41,160	0.04	
Baralaba	Thermal	39,720	0.04	
Cook	Thermal	31,536	0.03	
Newlands Eastern Creek	Thermal	0	0.00	
Newlands Wollombi	Metallurgical	0	0.00	
Newlands Wollombi	Thermal	0	0.00	

Date : 28/07/2021 5:36:55 PM

From : "DOWNEY Peter"

To : "SYCZ Carlye"

Subject : FW: Q from De Brenni mtg

Attachment : image001.png;image002.png;image003.png;image005.png;image004.png;

2019-20			
	Share of total Queensland coal production (%)	Share of coal type production that is exported (%)	Share of total Queensland coal production that is exported (%) <sup>2</sup>
Metallurgical coal <sup>1</sup>	64%	99%	63%
Thermal coal	36%	72%	26%
Total share of Queensland coal production that is exported (%)			89%

Source: Queensland Treasury, Department of Resources

NOTE: Figures in the table are derived with reference to export volumes rather than export values, which differ. Metallurgical coal accounts for approximately 85% of the value of Queensland's coal exports, while thermal coal accounts for around 15% of the value of Queensland coal exports

<sup>1</sup> includes both hard coking and semi-soft/pulverised coal injection (PCI) coals utilised for the steelmaking process  
<sup>2</sup> Derived by multiplying the share of total Queensland production by the share of a coal type that is exported

From: DOWNEY Peter

Sent: Wednesday, 28 July 2021 5:26 PM

To: SYCZ Carlye

Subject: FW: Q from De Brenni mtg

Take 3! Table replaced below

From: DOWNEY Peter

Sent: Wednesday, 28 July 2021 5:23 PM

To: SYCZ Carlye

Cc: GOOLEY Sarah

Subject: FW: Q from De Brenni mtg

Does this work better?

#### What percentage of Queensland's mined coal is exported?

- The vast majority of Queensland's coal is exported. According to [Queensland Treasury's A Study of Long-Term Global Coal Demand \(September 2020\)](#) in 219-20 almost 90% of Queensland coal production was exported (see table below). Broken down by coal types, approximately:
  - 99% of metallurgical coal was exported, and
  - 72% of thermal coal was exported.

2019-20			
	Share of total Queensland coal production (%)	Share of coal type production that is exported (%)	Share of total Queensland coal production that is exported (%) <sup>2</sup>
Metallurgical coal <sup>1</sup>	64%	99%	63%
Thermal coal	36%	72%	26%
Total share of Queensland coal production that is exported (%)			89%

Source: Queensland Treasury, Department of Resources

<sup>1</sup> includes both hard coking and semi-soft/pulverised coal injection (PCI) coals utilised for the steelmaking process  
<sup>2</sup> Derived by multiplying the share of total Queensland production by the share of a coal type that is exported

#### What is coal that is not exported used for in Queensland?

- For thermal coal, the almost 30% that is not exported is used locally for coal fired power generation, with the vast majority focused on Queensland power stations.
- It is not entirely clear what the approximately 1% of metallurgical coal that was not exported was used for locally, but it is likely for steel production. Australia only has two major crude steel producers (Bluescope and Liberty Steel Group) both of which appear to source the majority of their metallurgical coal from the Hunter Valley in New South Wales. But it appears that in some cases, metallurgical coal from Queensland may be utilised.
- For example, as part of [a recent submission to the New South Wales Independent Planning Commission](#), Bluescope noted that its Port Kembla steelworks consumers approximately 3 million tonnes of coal per annum, of which over 80% is sourced from mines in the Illawarra region. Bluescope did not state where the remaining 20% was sourced from but did note that, "local coal supplies are supplemented by coal shipped from other regions to berths at Port Kembla adjacent to the steelworks".
- It is also possible that the 1% represents port stockpiling that is replenished year-to-year.

#### After coal fired power stations ceased operations, will there still be coal mining in Queensland, including mining for domestic use?

- It is anticipated that there would be coal mining following the cessation of operations at Queensland coal fired power stations and that this mining would focus on supplying the international market.
- Metallurgical coal is unaffected by demand from Queensland coal fired power stations and would also remain highly export focused.
- Thermal coal currently used for local power generation would, where possible, likely be directed towards the international market rather than towards alternative domestic use. This is because there are few other commercial applications for this coal beyond heat generation. Further, coal fired power stations elsewhere in Australia are likely to continue to source their product from mines that are closer in proximity and, therefore, able to provide a more cost competitive source of thermal coal.

- However, the ability of thermal coal mines that currently service coal fired power stations to shift their focus to exports varies. For example, the resource industry data and analytics provider AME expects that if the Kogan Creek Power and Tarong Power Stations shut down, so too would the coal mines that feed them directly. These mines are Kogan and Meandu mines, respectively, and both are small operations that are characterised by some limiting commercial factors, such as relatively lower quality product and a lack of access to export infrastructure. This would limit the ability of these mines to pivot to providing to the international market.
- By contrast, Stanwell power station sources its coal from the Curragh mine, which already exports its coal as well. Similarly, Gladstone Power Station sources its coal from a number of different mines. Consequently, in the event that Stanwell and Gladstone cease operating, the coal both employed may be redirected to international markets by their producers.

**From:** DOWNEY Peter  
**Sent:** Wednesday, 28 July 2021 3:03 PM  
**To:** SYCZ Carlye  
**Cc:** GOOLEY Sarah  
**Subject:** RE: Q from De Brenni mtg

Hi Carlye,  
 Tidied up version below. Note that I changed the figures in the table a little and that they do not correspond directly to the charts. This is because I discovered that Treasury used production data from 2018-19 but export data from 2019-20. This is: (a) just bad data practice and I have no idea why they did this without make it clear why, but more importantly, (b) creates slightly different results. So in order to avoid any confusion should staff in Ministers Stewart or De Brenni's office choose to engage with the Treasury paper, I converted both figures to 2019-20 results.

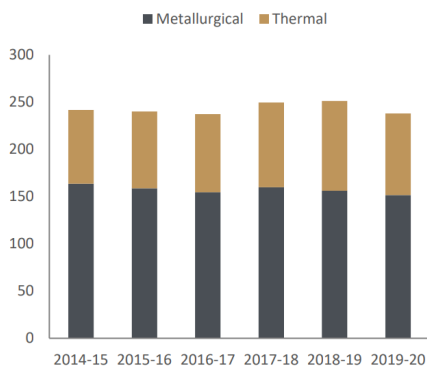
That means the table has different numbers from the two bar charts, but only a little. I think they're still instructive, but understand if you want to remove them for the sake of simplicity/accuracy.

\*\*\*

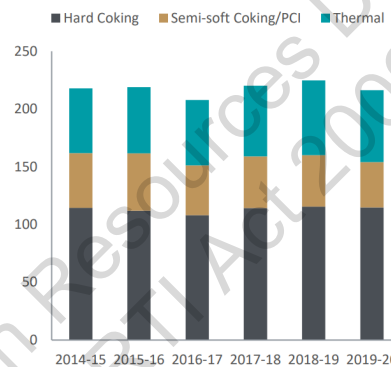
What percentage of Queensland's mined coal is exported?

- The vast majority of Queensland's coal is exported. According to [Queensland Treasury's A Study of Long-Term Global Coal Demand \(September 2020\)](#) in 219-20 almost 90% of Queensland coal production was exported (see table below producing figures from Queensland Treasury's study supplemented with more recent data as well as charts from that same study). Broken down by coal types, approximately:
  - 99% of metallurgical coal was exported, and
  - 72% of thermal coal was exported.

**Chart 3.1 Queensland Saleable Coal Production (Mt)**



**Chart 3.2 Queensland Coal Exports (Mt)**



Source: Department of Natural Resources, Mines and Energy

Sources: ABS and Queensland Treasury  
 2019-20

<b>Metallurgical coal<sup>1</sup></b>		
Production (millions of tonnes - Mt)		156.2
Export (millions of tonnes - Mt)		154.1
<b>Export share of production (%)</b>		<b>99%</b>
<b>Thermal Coal</b>		
Production (millions of tonnes -Mt)		86.5
Export (millions of tonnes - Mt)		62.3
<b>Export share of production (%)</b>		<b>72%</b>
<b>TOTAL</b>		
Production (millions of tonnes - Mt)		242.7
Export (millions of tonnes - Mt)		216.4
<b>Export share of production (%)</b>		<b>89%</b>

Source: Queensland Treasury, Department of Resources

<sup>1</sup> includes both hard coking and semi-soft/pulverised coal injection (PCI) coals

What is coal that is not exported used for in Queensland?

- For thermal coal, the almost 30% that is not exported is used locally for coal fired power generation, with the vast majority focused on Queensland power stations.
- It is not entirely clear what the approximately 1% of metallurgical coal that was not exported was used for locally, but it is likely for steel production. Australia only has two major crude steel producers (Bluescope and Liberty Steel Group) both of which appear to source the majority of their metallurgical coal from the Hunter Valley in New South Wales. But it appears that in some cases, metallurgical coal from Queensland may be utilised.
- For example, as part of [a recent submission to the New South Wales Independent Planning Commission](#), Bluescope noted that its Port Kembla steelworks consumers approximately 3 million tonnes of coal per annum, of which over 80% is sourced from mines in the Illawarra region. Bluescope did not state where the remaining 20% was sourced from but did note that, "local coal supplies are supplemented by coal shipped from other regions to berths at Port Kembla adjacent to the steelworks".
- It is also possible that the 1% represents port stockpiling that is replenished year-to-year.

After coal fired power stations ceased operations, will there still be coal mining in Queensland, including mining for domestic use?

- It is anticipated that there would be coal mining following the cessation of operations at Queensland coal fired power stations and that this mining would focus on supplying the international market.
- Metallurgical coal is unaffected by demand from Queensland coal fired power stations and would also remain highly export focused.
- Thermal coal currently used for local power generation would, where possible, likely be directed towards the international market rather than towards alternative domestic use. This is because there are few other commercial applications for this coal beyond heat generation. Further, coal fired power stations elsewhere in



Australia are likely to continue to source their product from mines that are closer in proximity and, therefore, able to provide a more cost competitive source of thermal coal.

- However, the ability of thermal coal mines that currently service coal fired power stations to shift their focus to exports varies. For example, the resource industry data and analytics provider AME expects that if the Kogan Creek Power and Tarong Power Stations shut down, so too would the coal mines that feed them directly. These mines are Kogan and Meandu mines, respectively, and both are small operations that are characterised by some limiting commercial factors, such as relatively lower quality product and a lack of access to export infrastructure. This would limit the ability of these mines to pivot to providing to the international market.
- By contrast, Stanwell power station sources its coal from the Curragh mine, which already exports its coal as well. Similarly, Gladstone Power Station sources its coal from a number of different mines. Consequently, in the event that Stanwell and Gladstone cease operating, the coal both employed may be redirected to international markets by their producers.

---

**From:** SYCZ Carlye <[Carlye.Sycz@resources.qld.gov.au](mailto:Carlye.Sycz@resources.qld.gov.au)>

**Sent:** Tuesday, 27 July 2021 3:32 PM

**To:** DOWNEY Peter

**Cc:** GOOLEY Sarah

**Subject:** Re: Q from De Brenni mtg

Ace, that makes total sense, thanks.

Could you work it up into a version we can send up and over to de Brenni? It's all the info you already have but just making it foolproof for them, and including the refs and graphs so they can follow up on the good sources as they need to.

Thanks!!

Sent from my iPhone

On 27 Jul 2021, at 2:22 pm, DOWNEY Peter <[Peter.Downey@resources.qld.gov.au](mailto:Peter.Downey@resources.qld.gov.au)> wrote:

Hey,

My As to your Qs below in this **hard working shade of orange**.

---

**From:** SYCZ Carlye <[Carlye.Sycz@resources.qld.gov.au](mailto:Carlye.Sycz@resources.qld.gov.au)>

**Sent:** Tuesday, 27 July 2021 10:37 AM

**To:** DOWNEY Peter

**Subject:** Q from De Brenni mtg

Hiya

Q from de Brenni meeting yesterday wondering if you could track down the answer for me on:

- What % of our mined coal is exported (assuming majority?)
  - **Correct, according to [the coal study that Queensland Treasury did in 219-20](#) almost 90% of Queensland coal production was exported (see table below) and this is stable over time at the 89-90% level. Broken down by types, just about all (~99%) of metallurgical coal is exported, while close to 70% of thermal coal is exported (believe it or not there is variation in our figures in the table below it is 66% but crunching the Department of Resources figures elsewhere gets you to 70%).**
  - Of the stuff that is not exported, what is used in Queensland, and for what purpose? (i.e. is it all thermal used in power generation, or is it met, etc etc)
  - **For thermal coal, obviously the 30% that is not exported is used locally for coal fired power generation. I say 'locally' because while I assume most - if not all - of it would be used in Queensland, though some could get shipped between states. I assume not but I cannot confirm either.**
  - **The very small amount of metallurgical coal that is not exported is also a bit of a mystery. Australia only has two major crude steel producers and both of them appear to source the majority of their metallurgical coal from the Hunter Valley in NSW (though Bluescope steelworks at Port Kembla procures ~20% of its coal from somewhere other than the Hunter Valley, apparently). So potentially they source some from Queensland, as well. Also it's such a small, small amount that functionally 100% of product is exported (i.e. the 1% is a stockpile reserve of somekind that is replenished to about that level year to year)**

<image004.png>

<image003.png>

<image006.png>

The hypothesis that after the coal fired power stations closed there will still be coal mining in Queensland; including mining for domestic use.

- **Yes, absolutely there would be coal mining, both of thermal and (especially) metallurgical coal. Met would of course remain export focused, nothing would change there. However, thermal coal currently used for local power generation would I imagine, where possible, be directed towards the international market rather than to alternative domestic use.**
- **This will be highly circumstantial, though. For example, AME expects that if the Kogan Creek Power and Tarong Power Stations shut down, so too would the Kogan and Meandu mines that provide them with coal. Both are small mines characterised by some limiting commercial factors, such as low product quality and lack of access to export infrastructure.**
- **By contrast, Stanwell power station sources its coal from the Curragh mine, which also exports its coal as well (though it is a pretty high cost operation that suffers from high strip ratio (i.e. the dirt you need to remove to get to the coal) and is saddled with expensive export contracts through the Wiggins Island Coal Export Terminal.**

C

<image001.png> **Carlye Sycz**

Executive Director, Reform  
Department of Resources

---

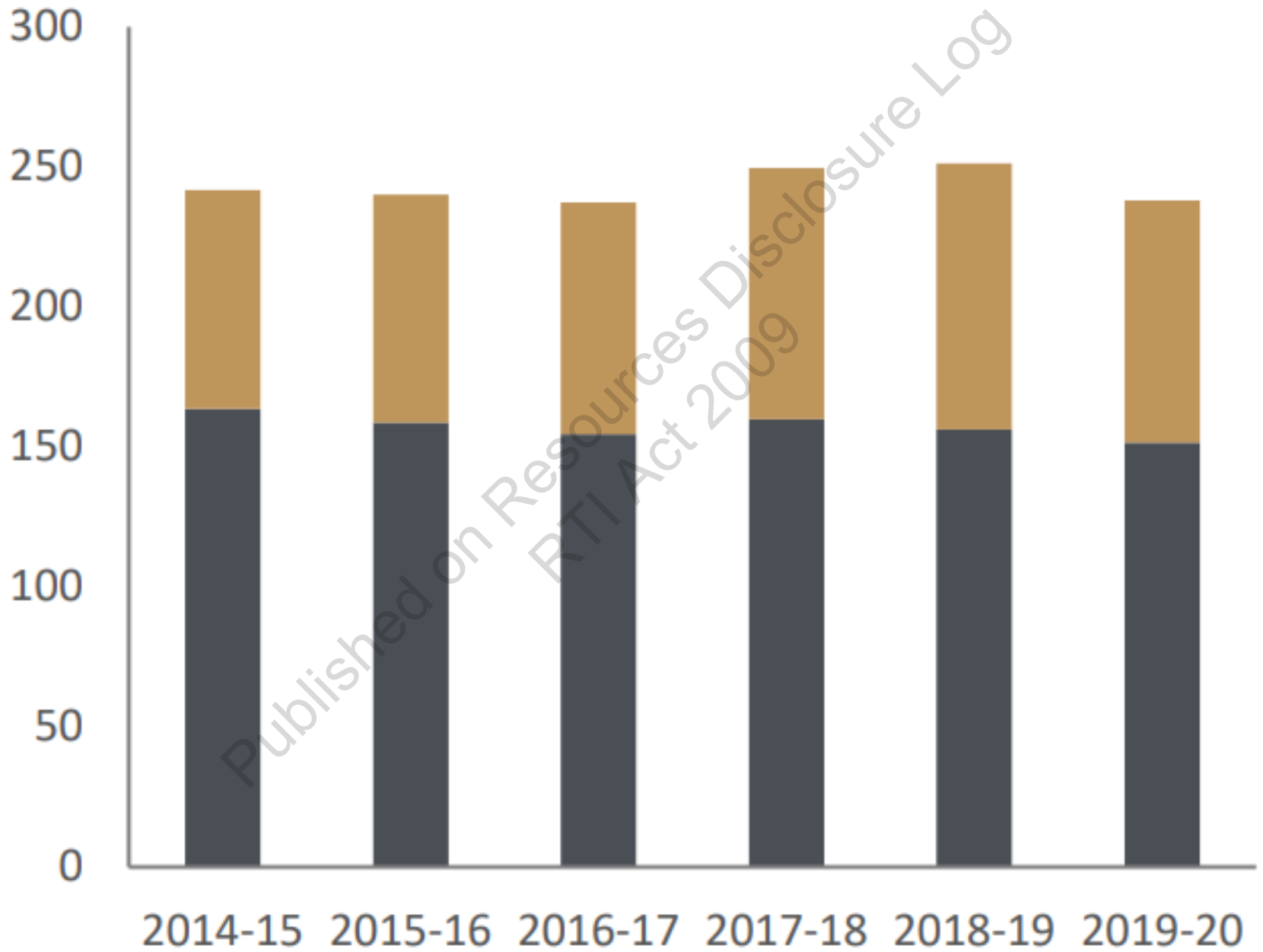
P73(2)Irrelevant

E: [carlye.sycz@dnrme.qld.gov.au](mailto:carlye.sycz@dnrme.qld.gov.au)

A: 1 William Street, Brisbane

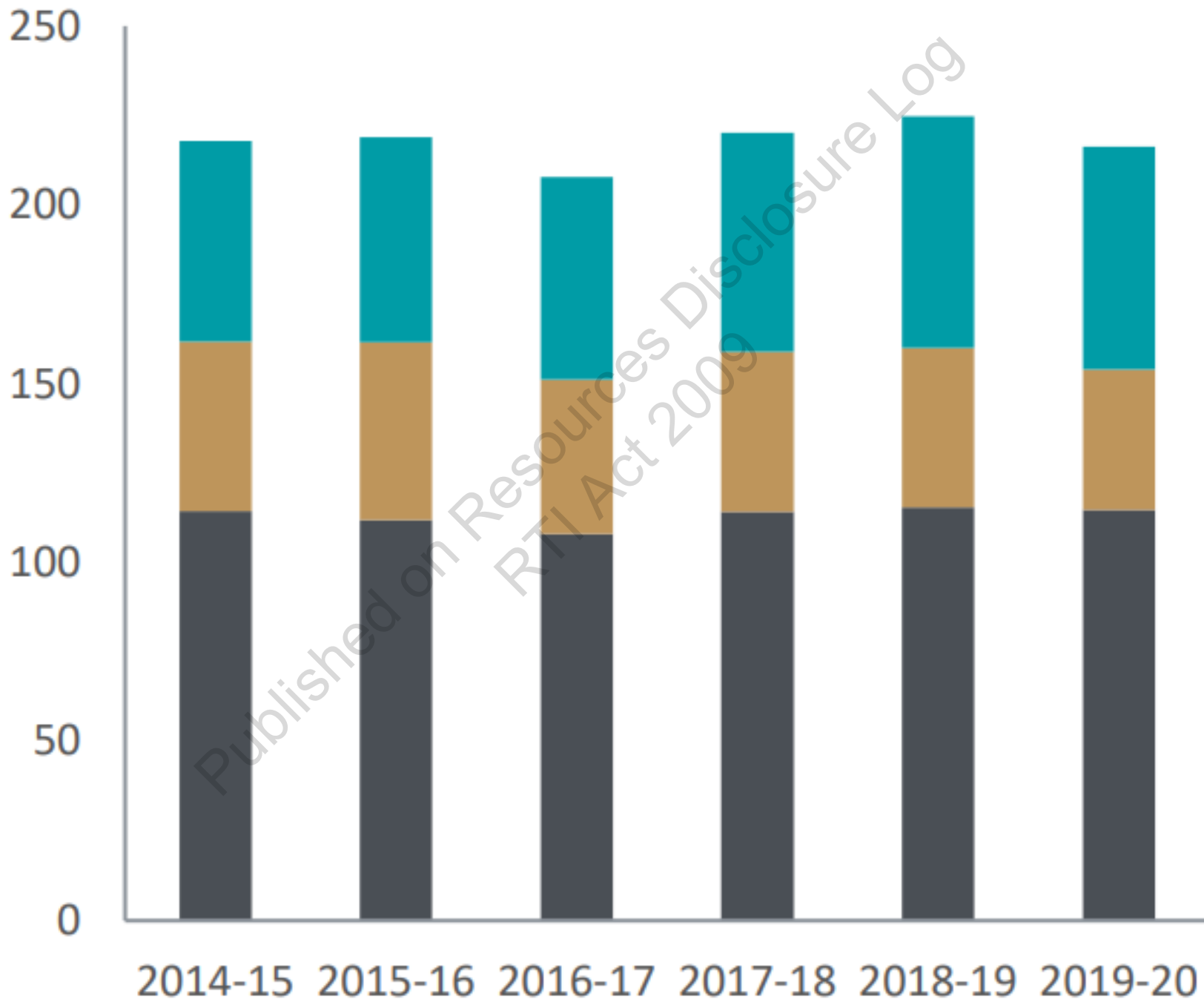
# Chart 3.1 Queensland Saleable Coal Production (Mt)

■ Metallurgical ■ Thermal



# Chart 3.2 Queensland Coal Exports (Mt)

■ Hard Coking    ■ Semi-soft Coking/PCI    ■ Thermal



Metallurgical coal <sup>1</sup>		
	Production (millions of tonnes - Mt)	156.2
	Export (millions of tonnes - Mt)	154.1
	<b>Export share of production (%)</b>	<b>99%</b>
Thermal Coal		
	Production (millions of tonnes -Mt)	86.5
	Export (millions of tonnes - Mt)	62.3
	<b>Export share of production (%)</b>	<b>72%</b>
TOTAL		
	Production (millions of tonnes - Mt)	242.7
	Export (millions of tonnes - Mt)	216.4
	<b>Export share of production (%)</b>	<b>89%</b>

Source: Queensland Treasury, Department of Resources

Page 68 of 70

<sup>1</sup> includes both hard coking and semi-soft/pulverised coal injection (PCI) coals

R

	Share of total Queensland coal production (%)	Share of coal type production that is exported (%)	Share of total Queensland coal production that is exported (%) <sup>2</sup>
Metallurgical coal <sup>1</sup>	64%	99%	63%
Thermal coal	36%	72%	26%
Total share of Queensland coal production that is exported (%)			89%

Source: Queensland Treasury, Department of Resources

<sup>1</sup> includes both hard coking and semi-soft/pulverised coal injection (PCI) coals utilised for the steelmaking process

<sup>2</sup> Derived by multiplying the share of total Queensland production by the share of a coal type that is exported

	Share of total Queensland coal production (%)	Share of coal type production that is exported (%)	Share of total Queensland coal production that is exported (%) <sup>2</sup>
Metallurgical coal <sup>1</sup>	64%	99%	63%
Thermal coal	36%	72%	26%
Total share of Queensland coal production that is exported (%)			89%

Source: Queensland Treasury, Department of Resources

NOTE: Figures in the table are derived with reference to export volumes rather than export values, which differ. Metallurgical coal accounts for approximately 85% of the value of Queensland's coal exports, while thermal coal accounts for around 15% of the value of Queensland coal exports

<sup>1</sup> includes both hard coking and semi-soft/pulverised coal injection (PCI) coals utilised for the steelmaking process

<sup>2</sup> Derived by multiplying the share of total Queensland production by the share of a coal type that is exported